

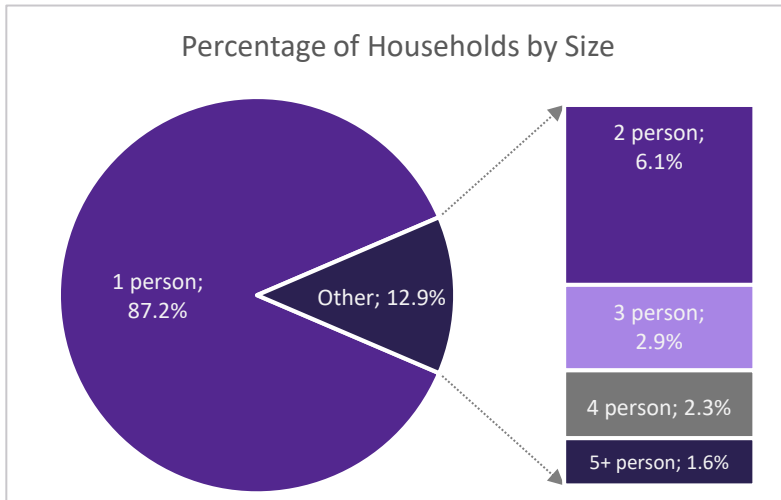
## Quarterly Report

### NY-601 - Poughkeepsie/Dutchess County CoC

7/1/2017-9/30/2017

#### Overview – All Programs

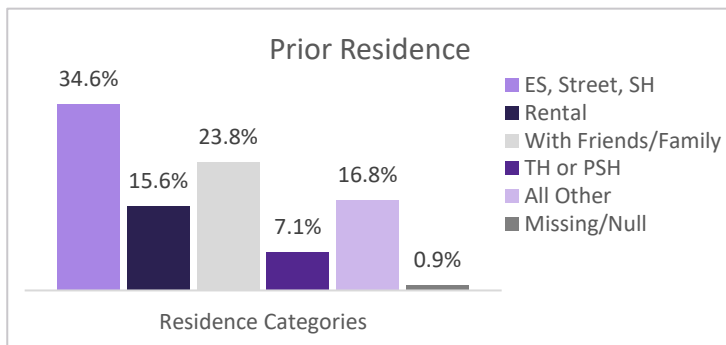
Between 7/1/2017 and 9/30/2017, providers in the Poughkeepsie/Dutchess County CoC served 1210 people experiencing or at risk of experiencing homelessness<sup>i</sup>. Residential programs served 879 people<sup>ii</sup>, and supportive services only (SSO) programs served 471 people<sup>iii</sup>.



There were 966 households in the CoC, including: 824 households without children (containing 834 individuals), 113 households with both adults and children (containing 140 adults and 204 children), and 29 households of only unaccompanied minors (under 18 years of age), containing 32 minors<sup>iv</sup>.

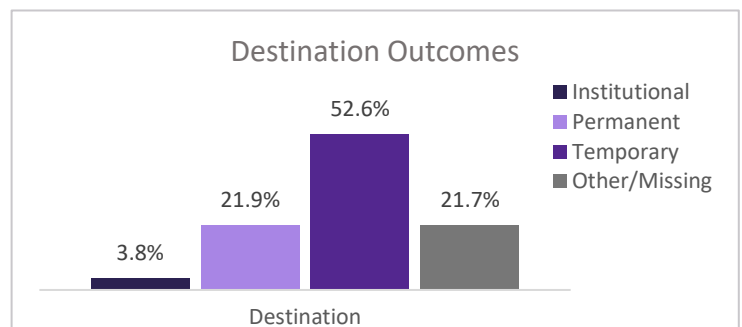
By gender, providers in the CoC served 501 (41.4%) women, 706 (58.3%) men, and 3 (0.2%) trans-identified individuals.

The racial and ethnic breakdown of those served included: 547 (45.2%) White, 586 (48.4%) Black or African-American, 3 (0.2%) Asian, 5 (0.4%) Native Hawaiian or Other Pacific Islander, 9 (0.7%) American Indian or Alaskan Native, and 45 (3.7%) Multiple Races. 165 (13.6%) individuals identified as Hispanic/Latino regardless of race.



Of 998 adults or heads of household, 345 (34.6%) indicated a prior residence of Emergency Shelter, the streets, or Safe Haven. Of these clients, 190 (55.1%) reported no previous episodes of homelessness within the last three years. 81 (23.5%), 33 (9.6%), and 40 (11.6%) reported that they had been 2, 3, or 4+ times homeless (respectively) during the same time frame. 5 (1.4%) did not report on this data element.

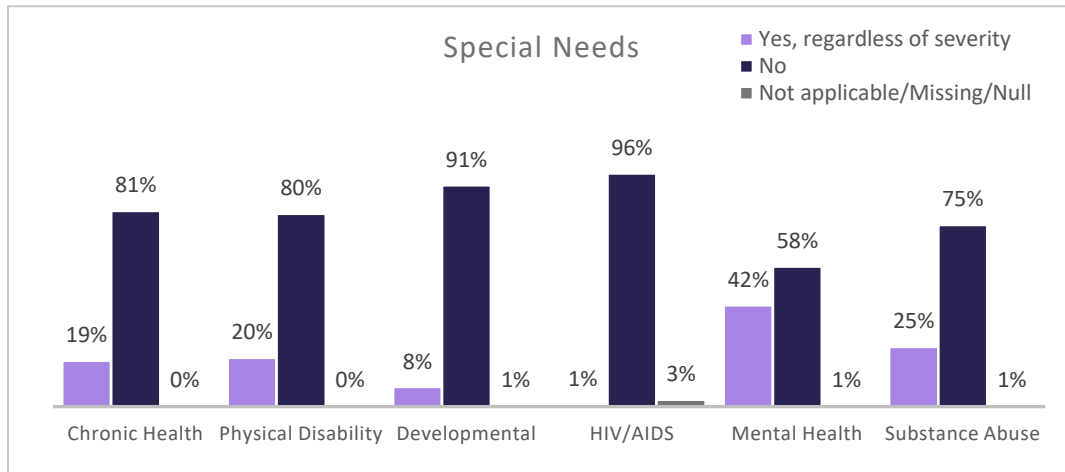
For the adults or heads of household who were in program a year or more and received an annual assessment (146), 49 (33.6%) saw an increase in income (cash and cash benefits) between admission and the most recent update, while 79 (54.1%) saw no change in income that was initially higher than zero<sup>v</sup>.



The total number of individuals discharged during the quarter was 392, which included 320 adults and 72 children. 86 (21.9%) were discharged to a permanent

destination. Of the clients over 18, income for 23 (7.2%) rose between admission and discharge, while 277 (86.6%) maintained stable income of greater than zero.

### **Special Needs – HUD and HHS Funded Programs Only**



67.7% of adults (548/810) and 15.9% of children (29/182) in HUD or HHS funded programs self-reported at least one physical, emotional, or other health condition *regardless of whether the condition had become serious enough to be disabling*. Among those reporting

multiple conditions, the most significant comorbidity was Mental Health and Substance Use (172). When taking severity of condition into account, 357 adults reported conditions that met the criteria to be considered a disability.

### **Sub-Populations – All Programs**

51 (5.2%) individuals over 18 met the criteria for chronic homelessness at the time of project entry.<sup>vi</sup> 1 out of every 10.4 adults receiving services this quarter was a veteran (9.7%). Out of the 94 veterans served, 43 (45.7%) reported a disabling condition and 8 (8.5%) met the criteria for chronic homelessness at admission.

*Data quality and completeness play a major role in ensuring that these data accurately reflect the work being done within the CoC. CARES routinely tracks the health of HMIS data and this information may be found at [www.caresny.org](http://www.caresny.org).*

<sup>i</sup> Data breakdowns for subsequent categories may total less than this number due to differences in data reporting across funders, as well as data completeness. Information on **reporting methodology** and on **data completeness**, may be found at [www.caresny.org](http://www.caresny.org).

<sup>ii</sup> For the purposes of this report, any RRH enrollments are considered residential.

<sup>iii</sup> Total count of clients served is unduplicated; residential and SSO categories are only unduplicated within the category itself only; IF SERVED BY BOTH, a client is counted once in Residential **AND** once in Supportive Services Only.

<sup>iv</sup> Data based on current age and household composition, which may differ from information reported at admission.

<sup>v</sup> This measure includes individuals across all project types.

<sup>vi</sup> Please note that HMIS began using HUD's new definition of chronic homelessness effective 10/1/2015 and all individuals in program on or after that date are measured using this new definition, even if their program start date was prior to the change in definition taking effect.

## **Projects Included in Report**

### **NY-601 - Poughkeepsie/Dutchess County CoC**

#### **Emergency Shelter**

HRH AHEP  
HRH Gannett House  
HRH River Haven Shelter  
HRH Webster House  
MHV - DC Vanderbilt  
MHV- DC Rose St. Emergency  
PATHWAYS Community Support Services Inc.

#### **Transitional Housing**

HRH Hillcrest House  
HRH LaGrange House  
HRH River Haven TLC  
MHV - DC Rose St. SRO  
MHV - DC Scattered Site

#### **Homelessness Prevention**

HRH SSVF Prevention  
HRH STEHP - Prevention  
Legal Services of the Hudson Valley STEHP

#### **PH - Housing Only**

MARC Montgomery St.

#### **PH - Housing with Services**

HRH 12 South Hamilton Street

#### **PH - Permanent Supportive Housing**

Dutchess MICA Shelter Plus Care  
GCI Dutchess MICA Supported  
GCI Dutchess VA SH  
HRH 60 Catharine Street  
HRH 81 Garden St.  
HRH Coach  
HRH EATS Housing First  
HRH Home Base I  
HRH Liberty Station  
HRH Maximize  
HRH Noxon Street  
HRH RCE Special Use Beds  
HRH Shelter Plus Care  
MARC MRT OASAS  
MARC S plus C 7 Bed  
PEOPLE's Dut. Home Project  
RSS Dutchess MICA S Plus C

#### **PH - Rapid Re-Housing**

HRH SSVF Rapid Rehousing  
HRH STEHP - Rapid Rehousing

#### **Services Only Program**

HRH Follow Through  
HRH River Haven ILP  
HRH United Way Follow-Through  
HRH Webster House Case Management  
MHA DC Living Room

