

Quarterly Report

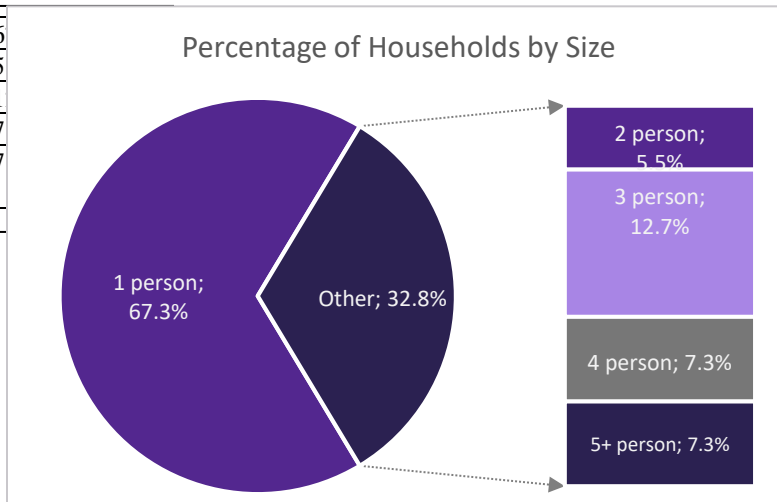
NY-519 - Columbia/Greene County CoC

7/1/2017-9/30/2017

Overview – All Programs

Between 7/1/2017 and 9/30/2017, providers in the Columbia/Greene County CoC served 102 people experiencing or at risk of experiencing homelessnessⁱ. Residential programs served 52 peopleⁱⁱ, and supportive services only (SSO) programs served 50 peopleⁱⁱⁱ.

1 person	6
2 person	5
3 person	1
4 person	7
5+ person	7



There were 55 households in the CoC, including: 40 households without children (containing 44 individuals), 15 households with both adults and children (containing 28 adults and 30 households of only unaccompanied minors years of age), containing

children), and (under 18 minors^{iv}.

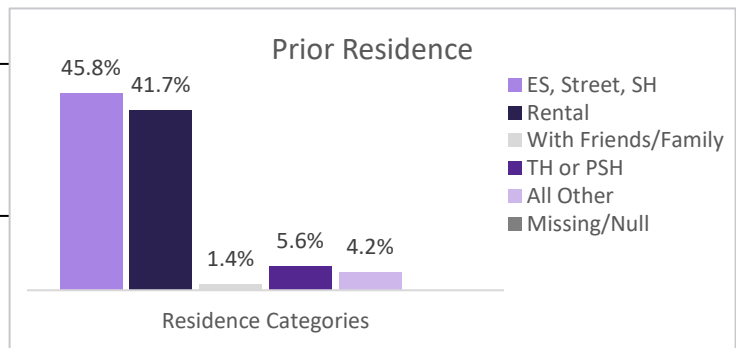
By gender, 56 (54.9%)

() trans-identified individuals.

providers in the CoC served women, 46 (45.1%) men, and

The racial and ethnic breakdown of those served included: 70 (68.6%) White, 16 (15.7%) Black or African-American, () Asian, () Native Hawaiian or Other Pacific Islander, () American Indian or Alaskan Native, and 11 (10.8%) Multiple Races. 11 (10.8%) individuals identified as Hispanic/Latino regardless of race.

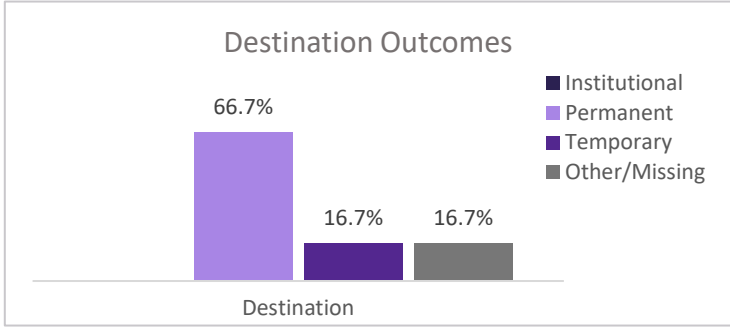
StreetESSH:	Rental:	ForF:	THorPH:	Other:	Missing:
45.8%	41.7%	1.4%	5.6%	4.2%	



Of 72 adults or heads of household, 33 (45.8%) indicated a prior residence of Emergency Shelter, the streets, or Safe Haven. Of these clients, 16 (48.5%) reported no previous episodes of homelessness within the last three years. 3 (9.1%), 4 (12.1%), and 9 (27.3%) reported that they had been 2, 3, or 4+ times homeless (respectively) during the same time frame. 1 (3.0%) did not report on this data element.

3 (9.1%), 4 (12.1%), and 9 (27.3%) reported that they had been 2, 3, or 4+ times homeless (respectively) during the same time frame.

1 (3.0%) did not report on this data element.



For the adults or heads of household who were

Institutional	Permanent	Temporary	Other/Missing:
	66.7%	16.7%	16.7%

in program a year or more and received an annual assessment (18), 9 (50.0%) saw an increase in income (cash and cash benefits)

between admission and the most recent update, while 5 (27.8%) saw no change in income that was initially higher than zero^v.

The total number of individuals discharged during the quarter was 42, which included 28 adults and 14 children. 28 (66.7%) were discharged to a permanent destination. Income for () clients over 18 rose between admission and discharge, while 27 (96.4%) maintained stable income of greater than zero.

Special Needs – HUD and HHS Funded Programs Only

78.4% of adults (29/37) and 10.0% of children (1/10) in HUD or HHS funded programs self-reported at least

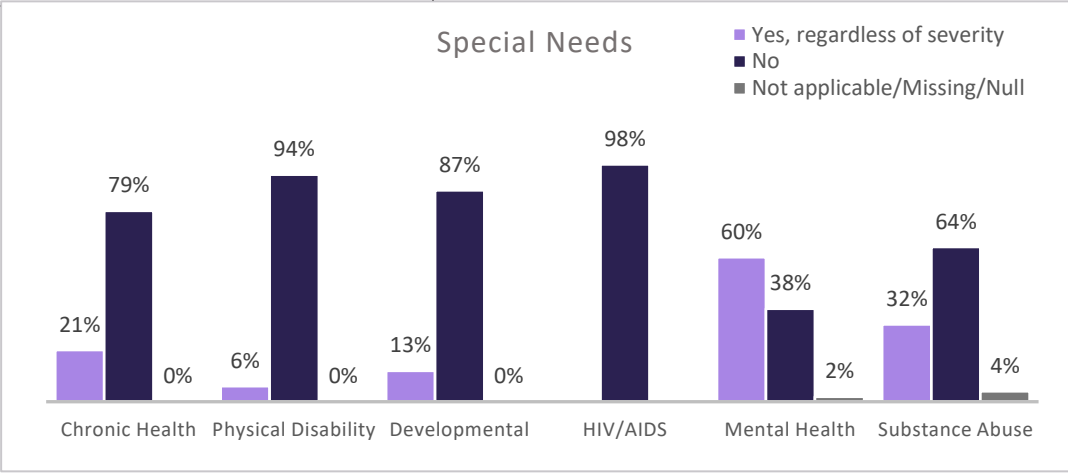
Condition	Yes	No	Missing or Null
CH	21.3%	78.7%	0.0%
PHYS	6.4%	93.6%	0.0%
DEV	12.8%	87.2%	0.0%
HIV		97.9%	
MH	59.6%	38.3%	2.1%
SUD	31.9%	63.8%	4.3%

one physical, emotional, or other health condition *regardless of whether the condition had become serious enough to be disabling*. Among those reporting multiple conditions, the most significant comorbidity was Mental Health and Substance Use (15). When taking severity of condition into

account, 25 adults reported conditions the criteria considered a disability.

that met to be

Sub-



Populations – All Programs

13 (18.1%) individuals over 18 met the criteria for chronic homelessness at the time of project entry. 1 out of every 18.0 adults receiving services this quarter was a veteran (5.6%). Out of the 4 veterans served, 1 (25.0%) reported a disabling condition and () met the criteria for chronic homelessness at admission.

Data quality and completeness play a major role in ensuring that these data accurately reflect the work being done within the CoC. CARES routinely tracks the health of HMIS data and this information may be found at www.caresny.org.

ⁱ Data breakdowns for subsequent categories may total less than this number due to differences in data reporting across funders, as well as data completeness. Information on **reporting methodology** and on **data completeness**, may be found at www.caresny.org

ⁱⁱ For the purposes of this report, any RRH enrollments are considered residential.

iii Total count of clients served is unduplicated; residential and SSO categories are only unduplicated within the category itself only; IF SERVED BY BOTH, a client is counted once in Residential **AND** once in Supportive Services Only.

iv Data based on current age and household composition, which may differ from information reported at admission.

v This measure includes individuals across all project types.

Projects Included in Report

NY-519 - Columbia/Greene County CoC

Homelessness Prevention

Legal Aid Rural STEHP Prevention

PH - Permanent Supportive Housing

2PS

CAGC HUD SHP

COI HUD SHP 2009

Columbia Opportunities HHAP 5th Street Supportive Housing

P11

P2S

PS1

PS2

TCRS Shelter Plus Care

PH - Rapid Re-Housing

CAGC STEHP Rapid Rehousing