

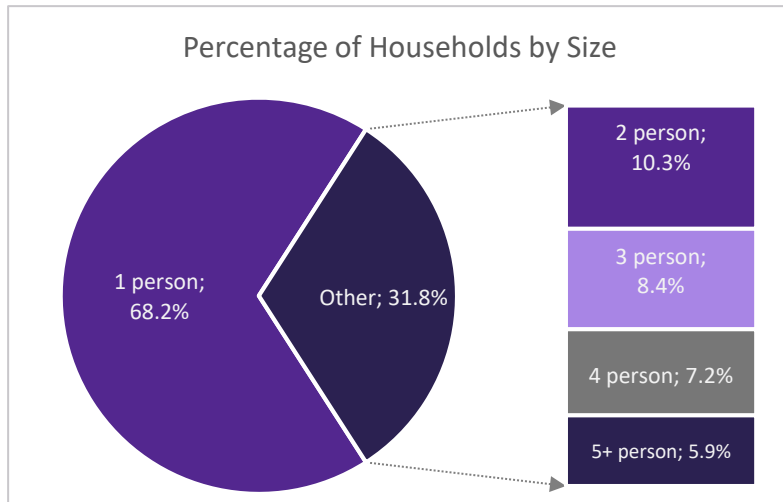
Quarterly Report

NY-512 - Troy/Rensselaer County CoC

7/1/2017-9/30/2017

Overview – All Programs

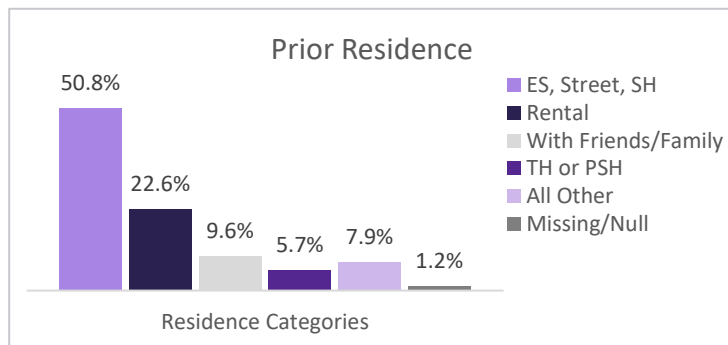
Between 7/1/2017 and 9/30/2017, providers in the Troy/Rensselaer County CoC served 1008 people experiencing or at risk of experiencing homelessnessⁱ. Residential programs served 715 peopleⁱⁱ, and supportive services only (SSO) programs served 312 peopleⁱⁱⁱ.



There were 573 households in the CoC, including: 395 households without children (containing 413 individuals), 166 households with both adults and children (containing 228 adults and 351 children), and 12 households of only unaccompanied minors (under 18 years of age), containing 16 minors^{iv}.

By gender, providers in the CoC served 534 (53.0%) women, 468 (46.4%) men, and 5 (0.5%) trans-identified individuals.

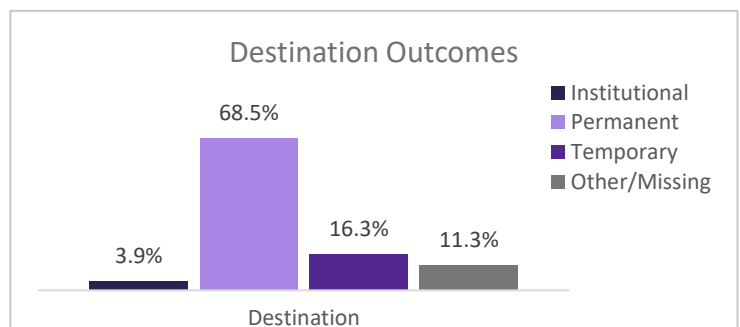
The racial and ethnic breakdown of those served included: 522 (51.8%) White, 380 (37.7%) Black or African-American, 4 (0.4%) Asian, 16 (1.6%) Native Hawaiian or Other Pacific Islander, 6 (0.6%) American Indian or Alaskan Native, and 65 (6.4%) Multiple Races. 150 (14.9%) individuals identified as Hispanic/Latino regardless of race.



Of 646 adults or heads of household, 328 (50.8%) indicated a prior residence of Emergency Shelter, the streets, or Safe Haven. Of these clients, 107 (32.6%) reported no previous episodes of homelessness within the last three years. 55 (16.8%), 40 (12.2%), and 119 (36.3%) reported that they had been 2, 3, or 4+ times homeless (respectively) during the same time frame. 18 (5.5%) did not report on this data element.

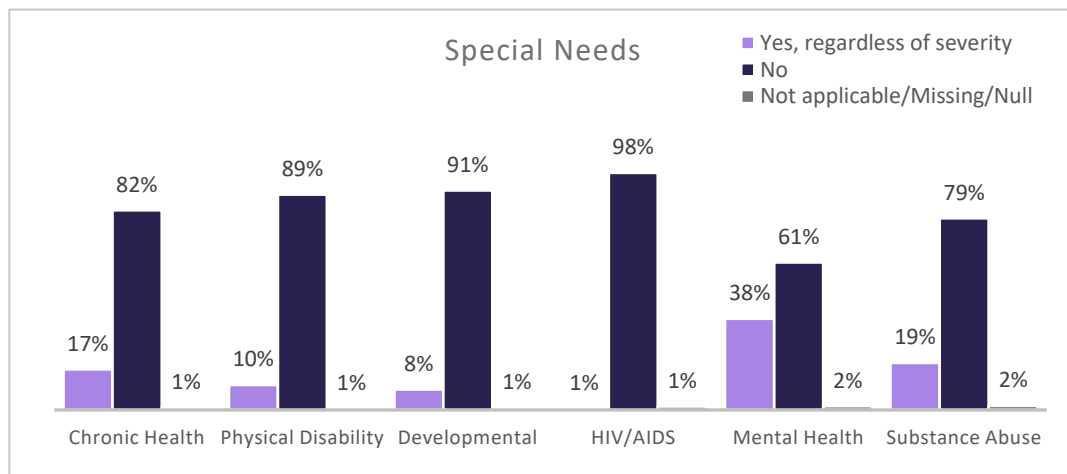
For the adults or heads of household who were in program a year or more and received an annual assessment (131), 86 (65.6%) saw an increase in income (cash and cash benefits) between admission and the most recent update, while 24 (18.3%) saw no change in income that was initially higher than zero^v.

The total number of individuals discharged during the quarter was 337, which included 196 adults and



141 children. 231 (68.5%) were discharged to a permanent destination. Of the clients over 18, income for 20 (10.2%) rose between admission and discharge, while 165 (84.2%) maintained stable income of greater than zero.

Special Needs – HUD and HHS Funded Programs Only



71.1% of adults (357/502) and 17.9% of children (59/330) in HUD or HHS funded programs self-reported at least one physical, emotional, or other health condition *regardless of whether the condition had become serious enough to be disabling*. Among those reporting

multiple conditions, the most significant comorbidity was Mental Health and Substance Use (128). When taking severity of condition into account, 261 adults reported conditions that met the criteria to be considered a disability.

Sub-Populations – All Programs

78 (12.2%) individuals over 18 met the criteria for chronic homelessness at the time of project entry. 1 out of every 22.9 adults receiving services this quarter was a veteran (4.4%). Out of the 28 veterans served, 19 (67.9%) reported a disabling condition and 4 (14.3%) met the criteria for chronic homelessness at admission.

Data quality and completeness play a major role in ensuring that these data accurately reflect the work being done within the CoC. CARES routinely tracks the health of HMIS data and this information may be found at www.caresny.org.

ⁱ Data breakdowns for subsequent categories may total less than this number due to differences in data reporting across funders, as well as data completeness. Information on **reporting methodology** and on **data completeness**, may be found at www.caresny.org.

ⁱⁱ For the purposes of this report, any RRH enrollments are considered residential.

ⁱⁱⁱ Total count of clients served is unduplicated; residential and SSO categories are only unduplicated within the category itself only; IF SERVED BY BOTH, a client is counted once in Residential **AND** once in Supportive Services Only.

^{iv} Data based on current age and household composition, which may differ from information reported at admission.

^v This measure includes individuals across all project types.

Projects Included in Report

NY-512 - Troy/Rensselaer County CoC

Emergency Shelter

JH Emergency Shelter
St. Paul's Center
St. Peter's - Veterans Emergency Housing

Homelessness Prevention

City of Troy ESG
LASH City of Troy ESG Prevention
LASH Unity House STEHP Prevention
Legal Aid Rural STEHP Prevention
YWCA - City of Troy Prevention
YWCA Rensselaer STEHP Prevention

PH - Permanent Supportive Housing

JH - Consolidated
JH - Supported Housing #1
JH Bethune
St. Peter's - Residence
St. Peter's - Shelter Plus Care THA SP
St. Peter's - SHP
UH 800 JH
UH 804 JH
UH 804 UH
UH 804 YW
YWCA Apartment Program
YWCA GCR Family Apartment Program
YWCA of Troy Cohoes - SRO Permanent
YWCA of Troy Cohoes Section 8 Mod Rehab

PH - Rapid Re-Housing

City of Troy ESG - TAUM Rapid Rehousing
JH STEHP Rapid Rehousing
LASH City of Troy ESG Rapid Re-Housing
St Paul Center - STEHP Rapid Rehousing

Street Outreach

CAPTAIN RHY Outreach
JH Homeless Outreach

Transitional Housing

YWCA GCR Women in Transition