



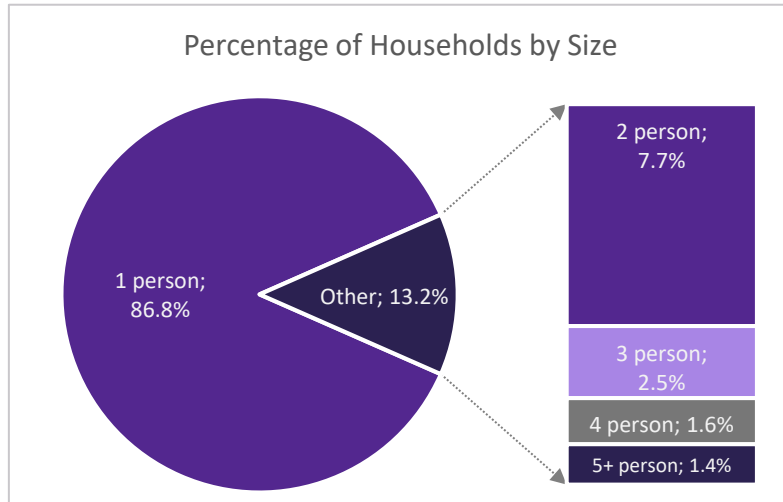
Quarterly Report

NY-523 - Glen Falls/Saratoga Springs/Saratoga County CoC

4/1/2017-6/30/2017

Overview – All Programs

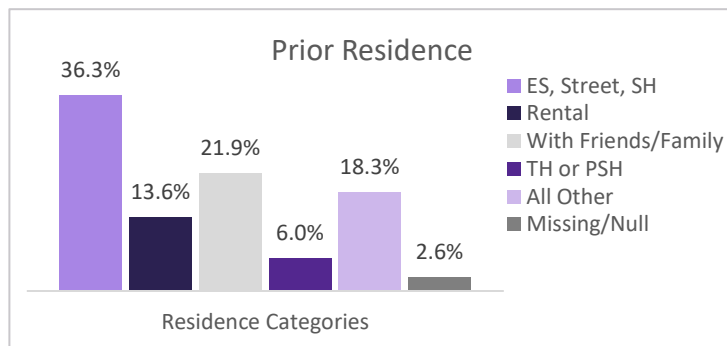
Between 4/1/2017 and 6/30/2017, providers in the Glen Falls/Saratoga Springs/Saratoga County CoC served 449 people experiencing or at risk of experiencing homelessnessⁱ. Residential programs served 400 peopleⁱⁱ, and supportive services only (SSO) programs served 49 peopleⁱⁱⁱ.



There were 365 households in the CoC, including: 284 households without children (containing 294 individuals), 40 households with both adults and children (containing 50 adults and 66 children), and 41 households of only unaccompanied minors (under 18 years of age), containing 42 minors^{iv}.

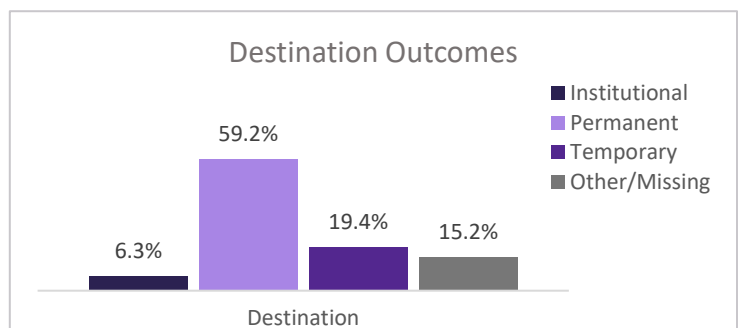
By gender, providers in the CoC served 186 (41.4%) women, 261 (58.1%) men, and 2 (0.4%) trans-identified individuals.

The racial and ethnic breakdown of those served included: 379 (84.4%) White, 52 (11.6%) Black or African-American, 1 (0.2%) Native Hawaiian or Other Pacific Islander, 4 (0.9%) American Indian or Alaskan Native, and 10 (2.2%) Multiple Races. 41 (9.1%) individuals identified as Hispanic/Latino regardless of race.



Of 383 adults or heads of household, 139 (36.3%) indicated a prior residence of Emergency Shelter, the streets, or Safe Haven. Of these clients, 66 (47.5%) reported no previous episodes of homelessness within the last three years. 27 (19.4%), 25 (18.0%), and 30 (21.6%) reported that they had been 2, 3, or 4+ times homeless (respectively) during the same time frame. 8 (5.8%) did not report on this data element.

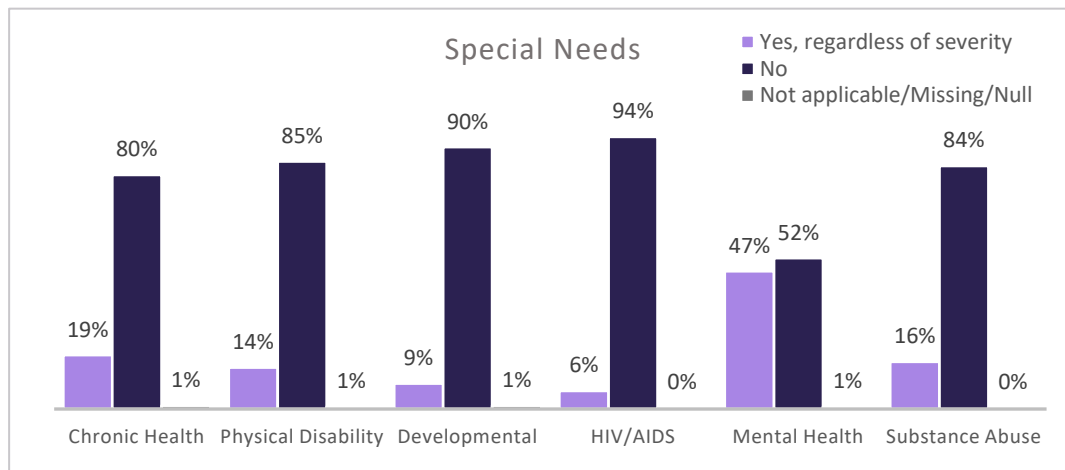
For the adults or heads of household who were in program a year or more and received an annual assessment (38), 24 (63.2%) saw an increase in income (cash and cash benefits) between admission and the most recent update, while 9 (23.7%) saw no change in income that was initially higher than zero^v.



The total number of individuals discharged during the quarter was 191, which included 147 adults and 44 children. 113 (59.2%) were discharged to a permanent

destination. Income for 25 (17.0%) clients over 18 rose between admission and discharge, while 113 (76.9%) maintained stable income of greater than zero.

Special Needs – HUD and HHS Funded Programs Only



76.5% of adults (124/162) and 26.5% of children (26/98) in HUD or HHS funded programs self-reported at least one physical, emotional, or other health condition *regardless of whether the condition had become serious enough to be disabling*. Among those reporting

multiple conditions, the most significant comorbidity was Mental Health and Substance Use (33). When taking severity of condition into account, 84 adults reported conditions that met the criteria to be considered a disability.

Sub-Populations – All Programs

19 (11.7%) individuals over 18 met the criteria for chronic homelessness at the time of project entry.^{vi} 1 out of every 2.4 adults receiving services this quarter was a veteran (41.4%). Out of the 67 veterans served, 27 (40.3%) reported a disabling condition and 4 (6.0%) met the criteria for chronic homelessness at admission.

Data quality and completeness play a major role in ensuring that these data accurately reflect the work being done within the CoC. CARES routinely tracks the health of HMIS data and this information may be found at www.caresny.org.

ⁱ Data breakdowns for subsequent categories may total less than this number due to differences in data reporting across funders, as well as data completeness. Information on **reporting methodology** and on **data completeness**, may be found at www.caresny.org

ⁱⁱ For the purposes of this report, any RRH enrollments are considered residential.

ⁱⁱⁱ Counts are unduplicated within the category itself only; IF SERVED BY BOTH, a client is counted once in Residential **AND** once in Supportive Services Only.

^{iv} Data based on current age and household composition, which may differ from information reported at admission

^v This measure includes individuals across all project types

^{vi} Please note that HMIS began using HUD's new definition of chronic homelessness effective 10/1/2015 and all individuals in program on or after that date are measured using this new definition, even if their program start date was prior to the change in definition taking effect.

Projects Included in Report

NY-523 - Glens Falls/Saratoga Springs/Saratoga County CoC

Emergency Shelter

CAPTAIN -- Malta Youth Center
CAPTAIN STEHP-Wait House STEHP Emergency Shelter
RPC Vets Emergency Bed Program
SOS Emergency Shelter Shelter

Homelessness Prevention

Captain STEHP Program Prevention
CAPTAIN STEHP-Wait House Prevention

PH - Permanent Supportive Housing

AVH Perm Housing
OOCSSWC Community - Chronic
OOCSSWC Community - Families
OOCSSWC Community - Regular
OOCSSWC Community 2011
OOCSSWC Housing First - Chronic
OOCSSWC Housing First - Regular
OOCSSWC Shelter Plus Care 2010
RPC Center Street
RPC Northern Pines
RPC Saratoga Veterans Apartment Program
Support Ministries - Ahana House
TSA - City of Saratoga Springs Rental Assistance Program
TSA MICA Supportive Housing
WWAMH Housing First Program

PH - Rapid Re-Housing

Captain STEHP Program
CAPTAIN STEHP-Wait House Rapid Rehousing
Captain STEPH Program Rapid Rehousing

Transitional Housing

AVH Vets House
RPC Guardian House
RPC Vets House Program
Wait House TLP

