

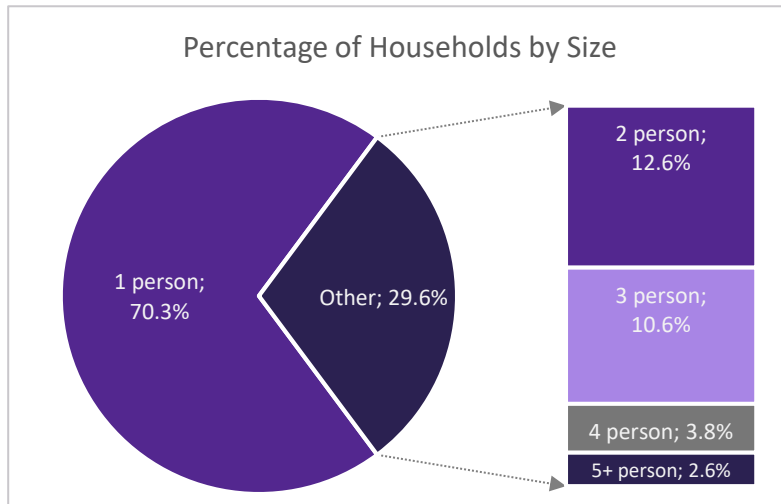
## Quarterly Report

# NY-522 - Jefferson Lewis St. Lawrence Counties CoC

1/1/2017-3/31/2017

### Overview – All Programs

Between 1/1/2017 and 3/31/2017, providers in the Jefferson/Lewis/St. Lawrence Counties CoC served 1197 people experiencing or at risk of experiencing homelessness<sup>i</sup>. Residential programs served 781, and 428 people were served by supportive services only programs<sup>ii</sup>.

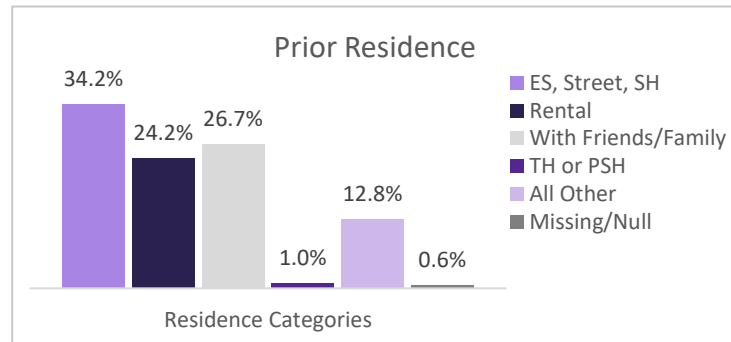


There were 762 households in the CoC, including: 577 households without children (containing 625 individuals), 181 households with both adults and children (containing 251 adults and 315 children), and 4 households of only unaccompanied minors (under 18 years of age), containing 6 minors<sup>iii</sup>.

By gender, providers in the CoC served 595 (49.7%) women, 600 (50.1%) men and 2 (0.2%) trans-identified individuals.

The racial and ethnic breakdown of those served included: 1037 (86.6%) White, 91 (7.6%) Black or African-American, 2 (0.2%) Asian, 7 (0.6%) Native Hawaiian or Other Pacific Islander, 17 (1.4%) American Indian or Alaskan Native, and 41 (3.4%) Multiple Races. 53 (4.4%) individuals identified as Hispanic/Latino regardless of race.

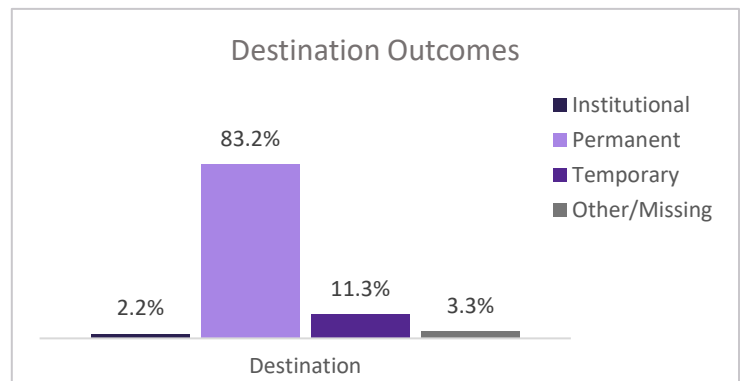
The racial and ethnic breakdown of those



Out of 877 adults or heads of household, 300 (34.2%) indicated a prior residence of Emergency Shelter, the streets, or Safe Haven. Of these clients, 217 (24.7%) reported no previous episodes of homelessness within the last three years. 47 (5.4%), 15 (1.7%), and 22 (2.5%) reported that they had been homeless 2, 3, or 4+ times (respectively) during the same time frame.

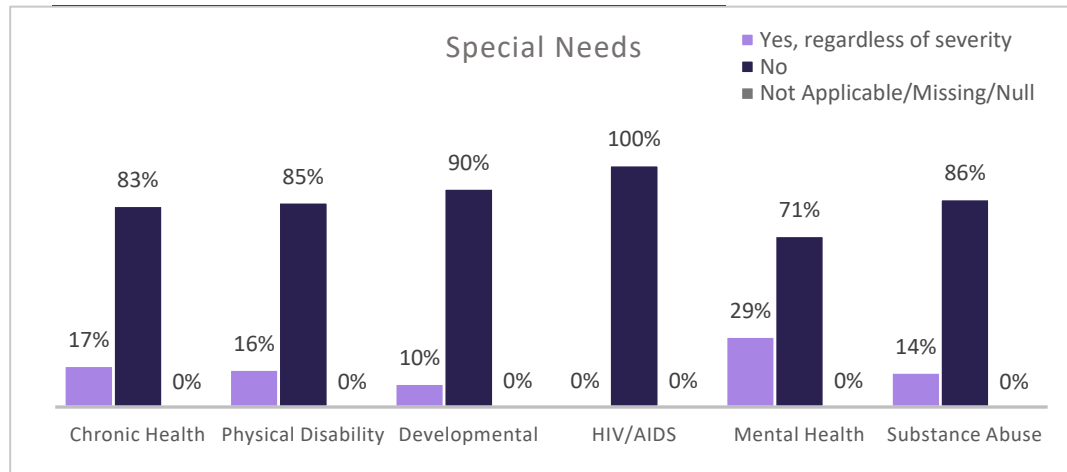
For the adults or heads of household who were in program a year or more and received an annual assessment (23), 8 (34.8%) saw an increase in income (cash and cash benefits) between admission and the most recent update, while 9 (39.1%) saw no change in income that was initially higher than zero<sup>iv</sup>.

The total number of individuals discharged during the quarter was 547, which included 397 adults and 150 children. 455 (83.2%) were discharged to



a permanent destination. Income for 27 (6.8%) clients over 18 rose between admission and discharge, while 356 (89.7%) maintained stable income of greater than zero.

### **Special Needs – HUD and HHS Funded Programs Only**



60.0% of adults (385/642) and 17.8% of children (50/281) in HUD or HHS funded programs self-reported at least one physical, emotional, or other health condition *regardless of whether the condition had become serious enough to be disabling*. Among those reporting

multiple conditions, the most significant comorbidity was Mental Health and Substance Use (76). When taking severity of condition into account, 116 adults reported conditions that met the criteria to be considered a disability.

### **Sub-Populations – All Programs**

8 (1.2%) individuals over 18 met the criteria for chronic homelessness at the time of project entry.<sup>v</sup> 1 out of every 12.6 adults receiving services this quarter was a veteran (7.9%). Out of the 51 veterans served, 8 (15.7%) reported a disabling condition and none met the criteria for chronic homelessness at admission.

*Data quality and completeness play a major role in ensuring that the System Performance Measures accurately reflect the work being done within the CoC. CARES routinely tracks the health of HMIS data and this information may be found at [www.caresny.org](http://www.caresny.org).*

<sup>i</sup> Data breakdowns for subsequent categories may total less than this number due to differences in data reporting across funders, as well as data completeness. Information on **reporting methodology** and on **data completeness**, may be found at [www.caresny.org](http://www.caresny.org)

<sup>ii</sup> For the purposes of this report, any RRH enrollments are considered residential. Persons are counted in Residential **and** in Supportive Services Only if served by both types of services during the quarter.

<sup>iii</sup> Data based on current age and household composition, which may differ from information reported at admission

<sup>iv</sup> This measure includes individuals across all project types

<sup>v</sup> Please note that HMIS began using HUD's new definition of chronic homelessness effective 10/1/2015 and all individuals in program on or after that date are measured using this new definition, even if their program start date was prior to the change in definition taking effect.

## **Projects Included in Report**

### **NY-522 - Jefferson Lewis St. Lawrence Counties CoC**

#### **Emergency Shelter**

JCDSS - Hotel and Motel Vouchers

Lewis County DSS Hotel/Motel Placement Program

St. Lawrence DSS Program

#### **PH - Permanent Supportive Housing**

JCDSS - Shelter Plus Chronic 1

JCDSS - Transitional

Neighbors of Watertown SRO

TLS - Gaslight Village

TLS PSH - Chronic Homeless 1

TLS PSH - Chronic Homeless 2

JCDSS - Shelter Plus Chronic 1

#### **Transitional Housing**

MHJC - Peer Run Housing First Initiative

TLS - CHAAP TH

#### **Homelessness Prevention**

MILC STEHP – Prevention

Snowbelt STEHP Prevention

WUM - HEARTH III - Prevention

Legal Aid Rural STEHP Prevention

#### **PH - Rapid Re-Housing**

MILC STEHP Rapid Re-Housing 2015

Snowbelt STEHP Rapid Rehousing

WUM - Hearth III - Rapid Re-Housing