



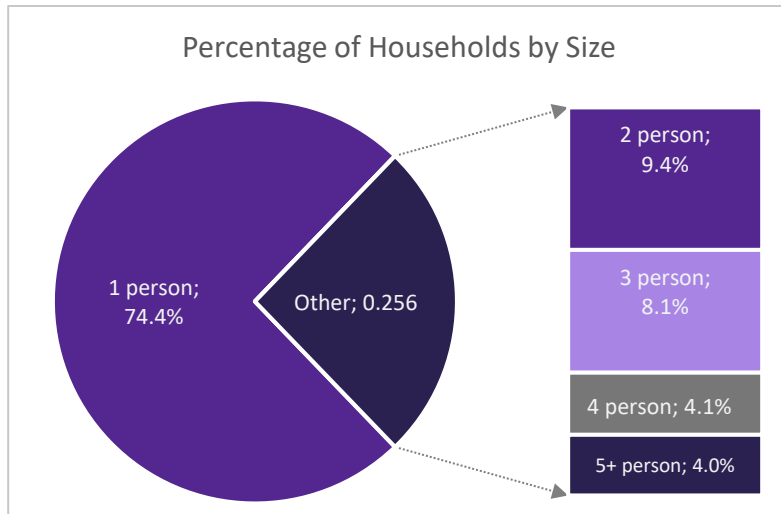
Quarterly Report

NY-512 - Troy/Rensselaer County CoC

1/1/2017-3/31/2017

Overview – All Programs

Between 1/1/2017 and 3/31/2017, providers in the Troy/Rensselaer County CoC served 1216 people experiencing or at risk of experiencing homelessnessⁱ. Residential programs served 981 people, and 259 people were served by supportive services only programsⁱⁱ.

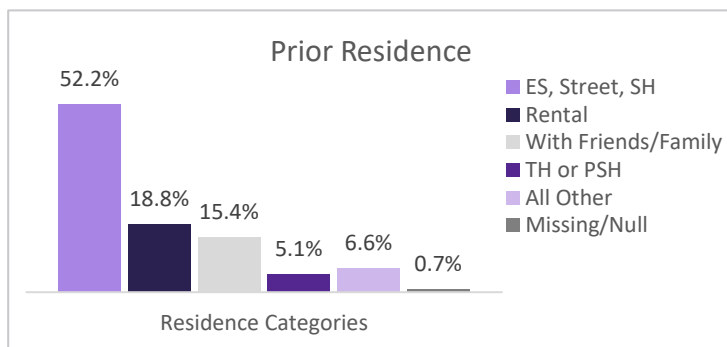


There were 778 households in the CoC, including: 595 households without children (containing 620 individuals), 174 households with both adults and children (containing 227 adults and 353 children), and 9 households of only unaccompanied minors (under 18 years of age), containing 16 minorsⁱⁱⁱ.

By gender, providers in the CoC served 596 (49.0%) women, 618 (50.8%) men and 2 (0.2%) trans-identified individuals.

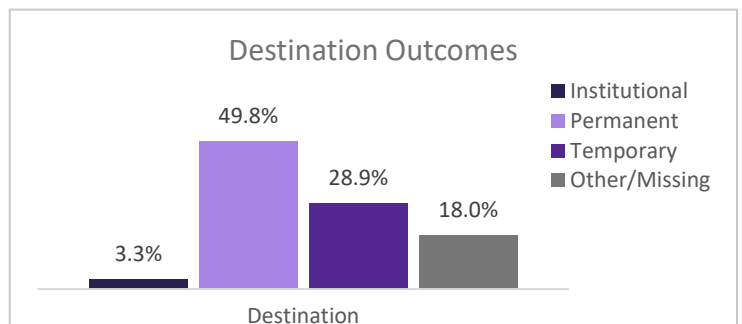
The racial and ethnic breakdown of those served included: 593 (48.8%) White, 500 (41.1%) Black or African-American, 4 (0.3%) Asian, 17 (1.4%) Native Hawaiian or Other Pacific Islander, 9 (0.7%) American Indian or Alaskan Native, and 69 (5.7%) Multiple Races. 155 (12.7%) individuals identified as Hispanic/Latino regardless of race.

The racial and ethnic breakdown of those served included: 593 (48.8%) White, 500 (41.1%) Black or African-American, 4 (0.3%) Asian, 17 (1.4%) Native Hawaiian or Other Pacific Islander, 9 (0.7%) American Indian or Alaskan Native, and 69 (5.7%) Multiple Races. 155 (12.7%) individuals identified as Hispanic/Latino regardless of race.



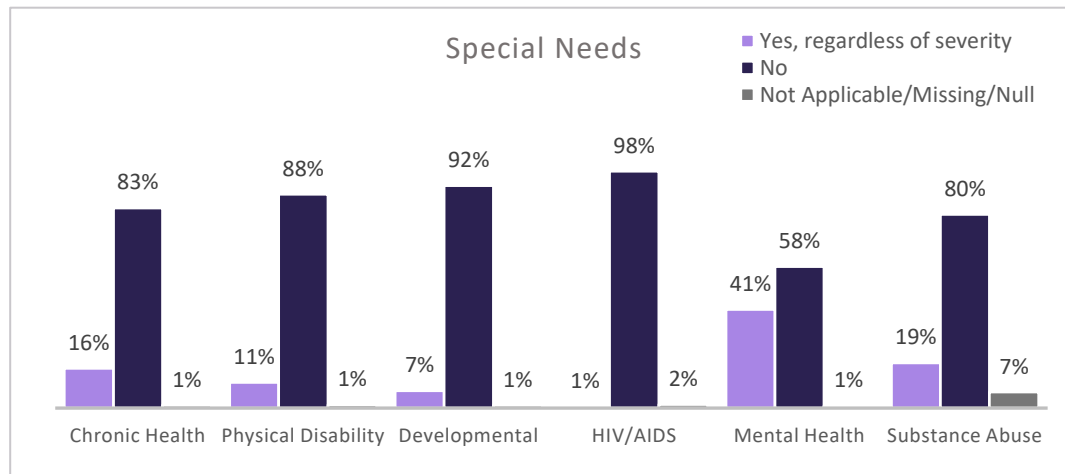
Out of 850 adults or heads of household, 444 (52.2%) indicated a prior residence of Emergency Shelter, the streets, or Safe Haven. Of these clients, 173 (20.4%) reported no previous episodes of homelessness within the last three years. 85 (10.0%), 50 (5.9%), and 137 (16.1%) reported that they had been homeless 2, 3, or 4+ times (respectively) during the same time frame. 22 (2.6%) did not report on this data element.

For the adults or heads of household who were in program a year or more and received an annual assessment (120), 84 (70.0%) saw an increase in income (cash and cash benefits) between admission and the most recent update, while 22 (18.3%) saw no change in income that was initially higher than zero^{iv}.



The total number of individuals discharged during the quarter was 456, which included 330 adults and 126 children. 227 (49.8%) were discharged to a permanent destination. Income for 28 (8.5%) clients over 18 rose between admission and discharge, while 160 (48.5%) maintained stable income of greater than zero.

Special Needs – HUD and HHS Funded Programs Only



74.5% of adults (444/596) and 20.4% of children (73/358) in HUD or HHS funded programs self-reported at least one physical, emotional, or other health condition *regardless of whether the condition had become serious enough to be disabling*. Among those reporting

multiple conditions, the most significant comorbidity was Mental Health and Substance Use (146). When taking severity of condition into account, 333 adults reported conditions that met the criteria to be considered a disability.

Sub-Populations – All Programs

91 (15.3%) individuals over 18 met the criteria for chronic homelessness at the time of project entry.^v 1 out of every 13.9 adults receiving services this quarter was a veteran (7.2%). Out of the 43 veterans served, 30 (69.8%) reported a disabling condition and 7 (16.3%) met the criteria for chronic homelessness at admission.

Data quality and completeness play a major role in ensuring that the System Performance Measures accurately reflect the work being done within the CoC. CARES routinely tracks the health of HMIS data and this information may be found at www.caresny.org.

ⁱ Data breakdowns for subsequent categories may total less than this number due to differences in data reporting across funders, as well as data completeness. Information on **reporting methodology** and on **data completeness**, may be found at www.caresny.org

ⁱⁱ For the purposes of this report, any RRH enrollments are considered residential. Persons are counted in Residential **and** in Supportive Services Only if served by both types of services during the quarter.

ⁱⁱⁱ Data based on current age and household composition, which may differ from information reported at admission

^{iv} This measure includes individuals across all project types

^v Please note that HMIS began using HUD's new definition of chronic homelessness effective 10/1/2015 and all individuals in program on or after that date are measured using this new definition, even if their program start date was prior to the change in definition taking effect.

Projects Included in Report

NY-512 - Troy/Rensselaer County CoC

Emergency Shelter

JH - Code Blue

JH - Inn From the Cold

JH Emergency Shelter

St. Paul's Center

St. Peter's - Veterans Emergency Housing

PH - Permanent Supportive Housing

JH - Consolidated

JH - Supported Housing #1

JH Bethune

St. Peter's - Residence

St. Peter's - Shelter Plus Care THA SP

St. Peter's - SHP

UH 625 LTS Supported Housing

UH 625 MRT Supported Housing

UH 625 Supported Housing

UH 800

UH 808

UH 808-Bethune Program

UH THA 1234 - Josephs House CHAP

UH THA 1234 - Unity House

UH THA 1234 - YWCA

YWCA Apartment Program

YWCA of Troy Cohoes - SRO Permanent

YWCA of Troy Cohoes Section 8 Mod Rehab

PH – Rapid Re-Housing

City of Troy ESG - TAUM Rapid Rehousing

JH STEHP Rapid Rehousing

LASH City of Troy ESG Rapid Re-Housing

St Paul Center - STEHP Rapid Rehousing

Transitional Housing

YWCA GCR Women in Transition

Homelessness Prevention

City of Troy ESG

City of Troy ESG - TAUM Prevention

City of Troy ESG Prev – CCTCS Roarke Center

LASH City of Troy ESG Prevention

LASH Unity House STEHP Prevention

YWCA - City of Troy Prevention

YWCA Rensselaer STEHP Prevention

Street Outreach

JH Homeless Outreach