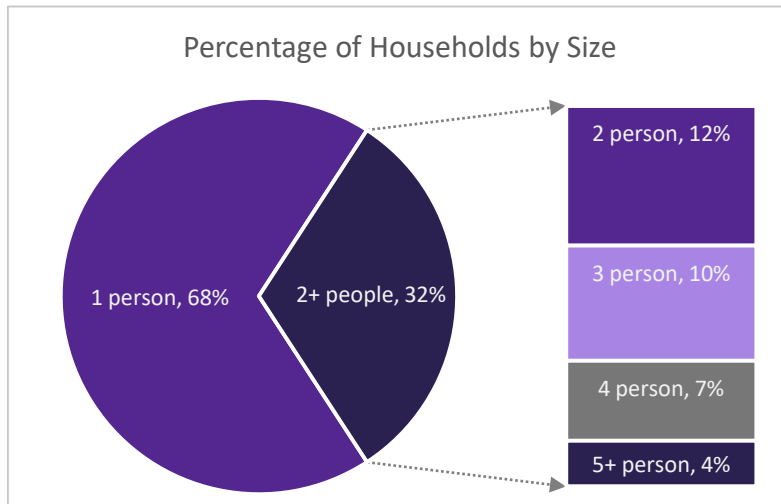


NY-608 - Kingston/Ulster County CoC

7/1/2016-9/30/2016

Overview – All Programs

Between 7/1/2016 and 9/30/2016, providers in the Kingston/Ulster County CoC served 984 people experiencing or at risk of experiencing homelessnessⁱ. 800 people were served in residential programs, with an additional 184 served in supportive services only programsⁱⁱ.

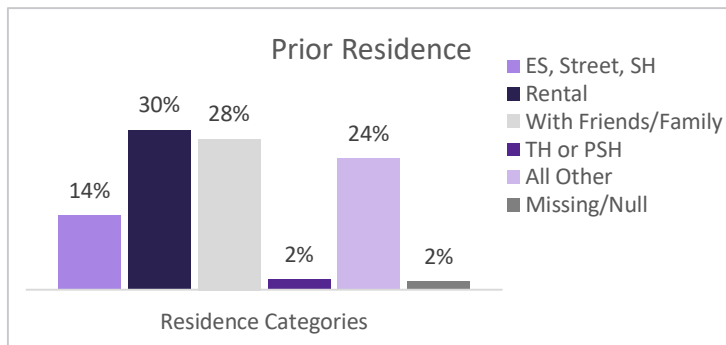


There were 585 households in the CoC, including 387 households without children (containing 405 individuals), 167 households with adults and children (containing 227 adults and 319 children), and 31 households with 33 unaccompanied minorsⁱⁱⁱ.

By gender, providers in the CoC served 507 (52%) women, 473 (48%) men and 2 (0.2%) trans-identified individuals.

The racial and ethnic breakdown of those served included 601 (61%) White, 318 (32%)

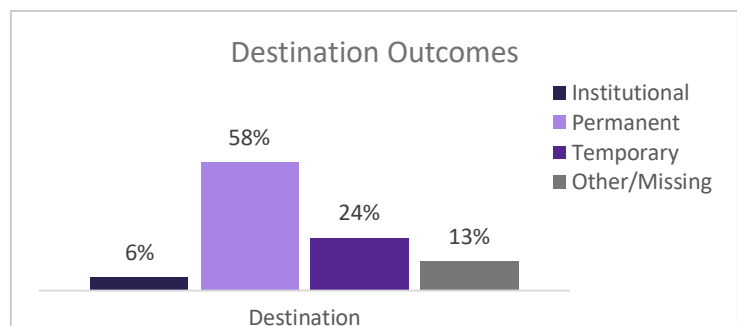
Black or African-American, 2 (0.2%) Asian, 4 (0.4%) Native Hawaiian or Other Pacific Islander, 6 (0.6%) American Indian or Alaskan Native, and 40 (4%) Multiple Races. 119 (12%) individuals identified as Hispanic/Latino regardless of race.



Of 652 adults or heads of household, 90 (14%) indicated a prior residence of Emergency Shelter, the streets or Safe Haven. Of these clients, 43 (48%) reported no previous episodes of homelessness within the last three years while 18 (20%), 17 (19%), and 10 (11%) had been homeless 2, 3, or 4+ times (respectively) during the same time frame. 2 (2%) did not report on this data element.

For those adults or heads of household who were in program a year or more and received an annual assessment (37), 18 (49%) saw an increase in income (cash and cash benefits) between admission and the most recent update. An additional 8 (22%) saw no change in income that was initially higher than zero^{iv}.

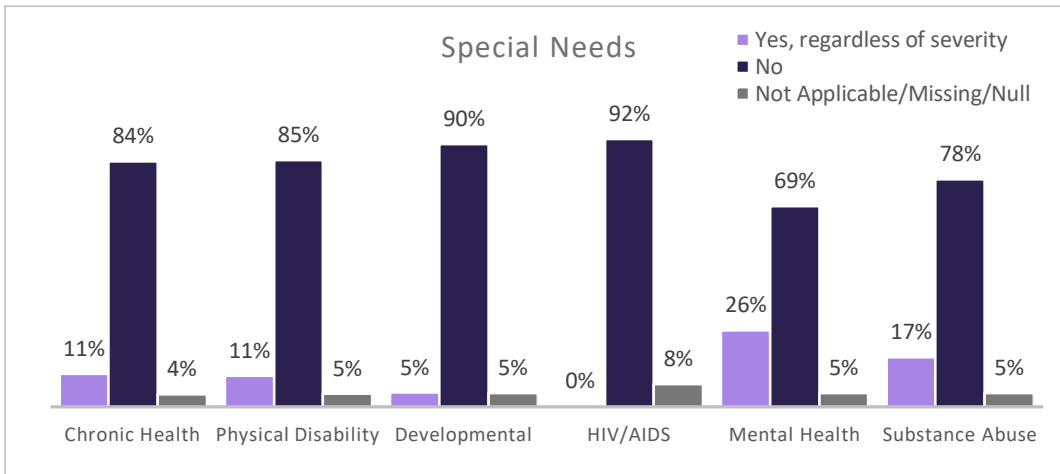
The total number of individuals discharged during the quarter was 330, which included 228 adults and 102 children. 190 (58%) individuals



were discharged to a permanent destination. Income for 27 (12%) clients over 18 rose between admission and discharge while 59 (26%) maintained stable income of greater than zero.

Special Needs – HUD and HHS Funded Programs Only

52% of adults (327/632) and 7% of children (25/352) in HUD or HHS funded programs self-reported at least



one physical, emotional, or other health condition *regardless of whether the condition had become serious enough to be disabling.* Among those reporting multiple conditions, the most significant comorbidity was Mental Health and Substance Use (101). When taking severity of condition

into account, 298 adults reported conditions that met the criteria to be considered a disability.

Sub-Populations – All Programs

13 (2%) individuals over 18 met the criteria for chronic homelessness at the time of project entry. *Please note that HMIS began using HUD’s new definition of chronic homelessness effective 10/1/2015 and all individuals in program on or after that date are measured using this new definition, even if their program start date was prior to the change in definition taking effect.*

1 out of every 26 adults receiving services this quarter was a veteran (4%). Out of the 24 veterans served, 14 (58%) reported a disabling condition and 1 (4%) met the criteria for chronic homelessness at admission.

System Performance Measures – All Programs

On 1/1/16, HUD released 7 new System Performance Measures intended to leverage HMIS data in order to inform planning and track outcomes at the CoC-level. The measures will assist with assessing the overall success of community efforts to address, divert and end homelessness and include: number of homeless persons; number of first-time episodes of homelessness; length of time persons remain homeless; job and income growth during program stays and/or at discharge; placement in permanent destinations; returns to homelessness/recidivism. Additionally, these measures will play an important part in receiving and retaining Federal funding through the CoC Grant Competition.

Data quality and completeness play a major role in ensuring that the System Performance Measures accurately reflect the work being done within the CoC. CARES routinely tracks the health of HMIS data and this information may be found at www.caresny.org.

ⁱ Data breakdowns for subsequent categories may total less than this number due to differences in data reporting across funders, as well as data completeness. Information on **reporting methodology** and on **data completeness**, may be found at www.caresny.org

ⁱⁱ For the purposes of this report, any RRH enrollments are considered residential

ⁱⁱⁱ Data based on current age and household composition, which may differ from information reported at admission

^{iv} This measure includes individuals across all project types

Projects Included in Report

Emergency Shelter
FOW Darmstadt
FOW Family House
FOW Family Inn
Ulster DSS Voucher Beds
PH - Permanent Supportive Housing
FOW ACMS SHP 1 Families
FOW ACMS SHP 2 Families
FOW Adult CMS - Families
FOW Adult CMS - SRO
GCI Stuyvesant Hotel
GCI Ulster Family Supported
PEOPLE Home Again Project
Perm. Supportive Housing
RUPCO Hasbrouck Apts.
Ulster OASAS Shelter Plus Care
PH - Housing Only
PEOPLE's UC OMH Beds
Transitional Housing
Abel House
FOW Midway I
Homelessness Prevention
Legal Services of the Hudson Valley STEHP