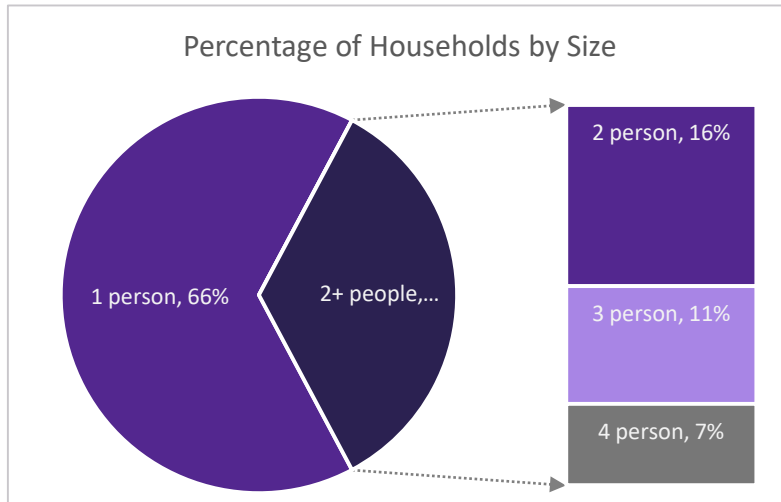


## NY-520 - Franklin County CoC

7/1/2016-9/30/2016

### Overview – All Programs

Between 7/1/2016 and 9/30/2016, providers in the Franklin County CoC served 195 people experiencing homelessness.

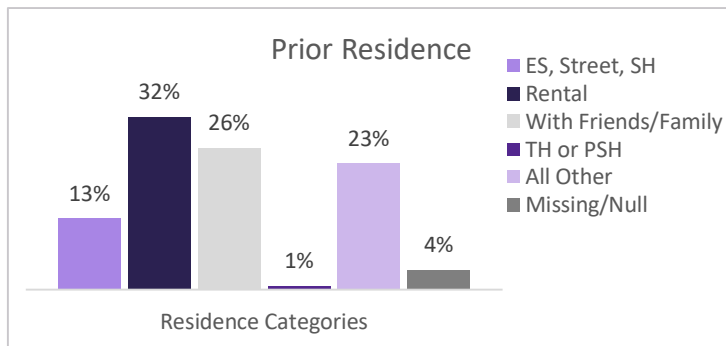


There were 122 households in the CoC, including 87 households without children (containing 96 individuals), 35 households with adults and children (containing 41 adults and 58 children), and 0 households with 0 unaccompanied minors<sup>i</sup>.

By gender, providers in the CoC served 98 (50%) women, 97 (50%) men and 0 (0.0%) trans-identified individuals.

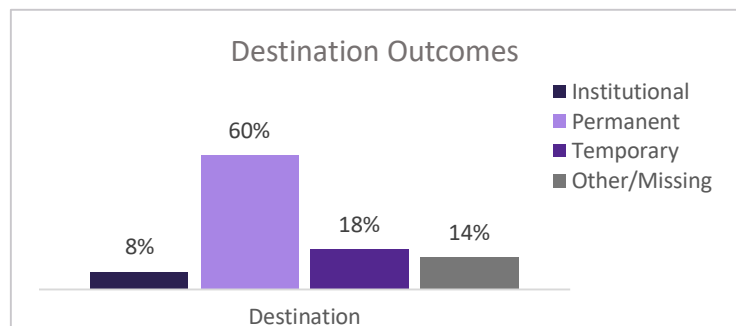
The racial and ethnic breakdown of those served included 178 (91%) White, 2 (1%) Black or African-American, 1 (0.5%) Asian, 1 (0.5%)

Native Hawaiian or Other Pacific Islander, 4 (2.1%) American Indian or Alaskan Native, and 8 (4%) Multiple Races. 6 (3%) individuals identified as Hispanic/Latino regardless of race.



Of 137 adults or heads of household, 18 (13%) indicated a prior residence of Emergency Shelter, the streets or Safe Haven. Of these clients, 9 (50%) reported no previous episodes of homelessness within the last three years while 5 (28%), 1 (6%), and 1 (6%) had been homeless 2, 3, or 4+ times (respectively) during the same time frame. 2 (11%) did not report on this data element.

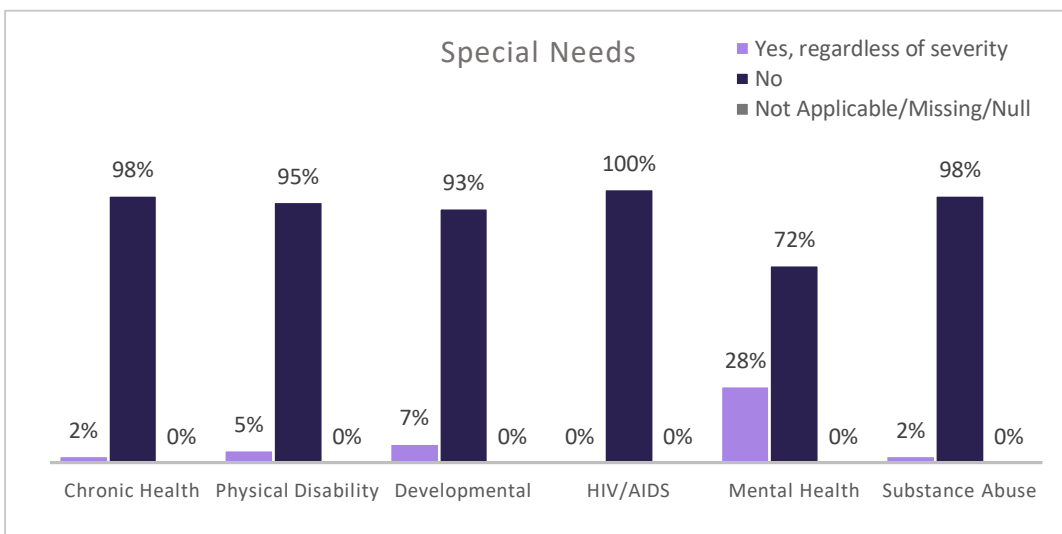
For those adults or heads of household who were in program a year or more and received an annual assessment (4), 0 (0%) saw an increase in income (cash and cash benefits) between admission and the most recent update. An additional 2 (50%) saw no change in income that was initially higher than zero<sup>ii</sup>.



The total number of individuals discharged during the quarter was 78, which included 62 adults and 16 children. 47 (60%) individuals were discharged to a permanent destination. Income for 2 (3%) clients over 18 rose between admission and discharge while 14 (23%) maintained stable income of greater than zero.

## **Special Needs – HUD and HHS Funded Programs Only**

50% of adults (11/22) and 19% of children (4/21) in HUD or HHS funded programs self-reported at least one



physical, emotional, or other health condition *regardless of whether the condition had become serious enough to be disabling*. When taking severity of condition into account, 8 adults reported conditions that met the criteria to be considered a disability.

## **Sub-Populations – All Programs**

1 (1%) individuals over 18 met the criteria for chronic homelessness at the time of project entry. *Please note that HMIS began using HUD's new definition of chronic homelessness effective 10/1/2015 and **all individuals in program on or after that date** are measured using this new definition, even if their program start date was prior to the change in definition taking effect.*

1 out of every 27 adults receiving services this quarter was a veteran (4%). Out of the 5 veterans served, 4 (80%) reported a disabling condition and 0 (0%) met the criteria for chronic homelessness at admission.

## **System Performance Measures – All Programs**

On 1/1/16, HUD released 7 new System Performance Measures intended to leverage HMIS data in order to inform planning and track outcomes at the CoC-level. The measures will assist with assessing the overall success of community efforts to address, divert and end homelessness and include: number of homeless persons; number of first-time episodes of homelessness; length of time persons remain homeless; job and income growth during program stays and/or at discharge; placement in permanent destinations; returns to homelessness/recidivism. Additionally, these measures will play an important part in receiving and retaining Federal funding through the CoC Grant Competition.

Data quality and completeness play a major role in ensuring that the System Performance Measures accurately reflect the work being done within the CoC. CARES routinely tracks the health of HMIS data and this information may be found at [www.caresny.org](http://www.caresny.org).

<sup>i</sup> Data based on current age and household composition, which may differ from information reported at admission

<sup>ii</sup> This measure includes individuals across all project types

## **Projects Included in Report**

<b>Emergency Shelter</b>
Citizen Advocates - Homeless Apartment Program
Essex County DSS Hotel/Motel
Franklin County DSS Hotel/Motel Program
<b>PH - Permanent Supportive Housing</b>
FCCHC - Housing Program
FCCHC LEsperance