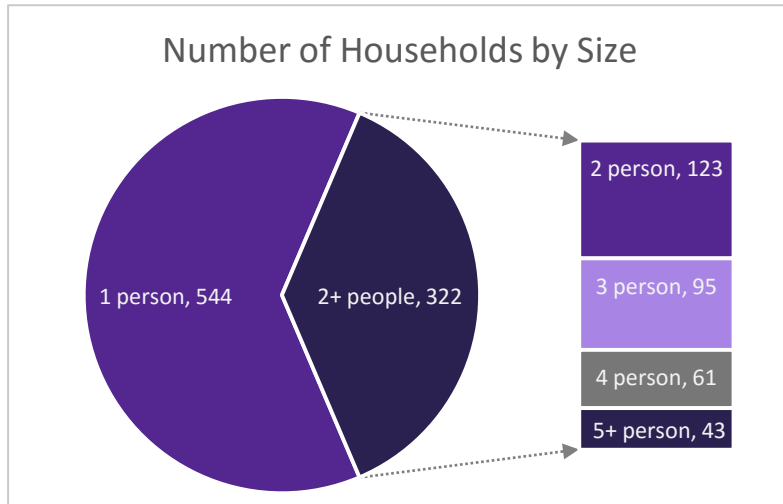


NY-522 - Jefferson Lewis St. Lawrence Counties CoC

10/1/2015-12/31/2015

Overview

Between 10/1/2015 and 12/31/2015, providers in the Jefferson/Lewis/St. Lawrence Counties CoC served 1551 people experiencing or at risk of experiencing homelessnessⁱ. 788 people were served in residential programs, with an additional 763 served in supportive services only programsⁱⁱ.

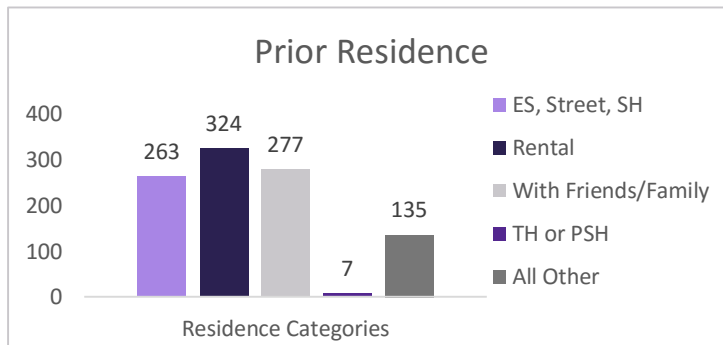


There were 589 households without children (containing 645 individuals), 269 households with adults and children (containing 383 adults and 514 children), and 8 households with 9 unaccompanied minorsⁱⁱⁱ.

By gender, providers in the CoC served 824 (53%) women, 726 (47%) men and 1 (0.1%) trans-identified individual.

The racial and ethnic breakdown of those served included 1331 (86%) White, 88 (6%)

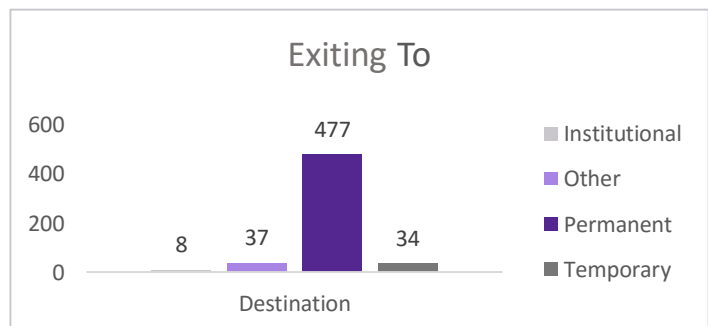
Black or African-American, 2 (0.1%) Asian, 5 (0.3%) Native Hawaiian or Other Pacific Islander, 20 (1.3%) American Indian or Alaskan Native, and 86 (6%) Multiple Races. 93 (6%) individuals identified as Hispanic/Latino regardless of race.



Of 1030 adults or heads of household, 263 (26%) indicated a prior residence of Emergency Shelter, the streets or Safe Haven. Of these clients, 140 (53%) reported no previous episodes of homelessness within the last three years while 61 (23%), 18 (7%), and 25 (10%) had been homeless 2, 3, or 4+ times (respectively) during the same time frame. 19 (7%) did not report on this data element.

For those adults or heads of household who were in program a year or more and received an annual assessment (46), 18 (39%) saw an increase in income (cash and cash benefits) between admission and the most recent update. An additional 14 (30%) saw no change in income that was initially higher than zero^{iv}.

The total number of individuals discharged during the quarter was 558, which included 360 adults and 198 children. Income for 68 (19%)

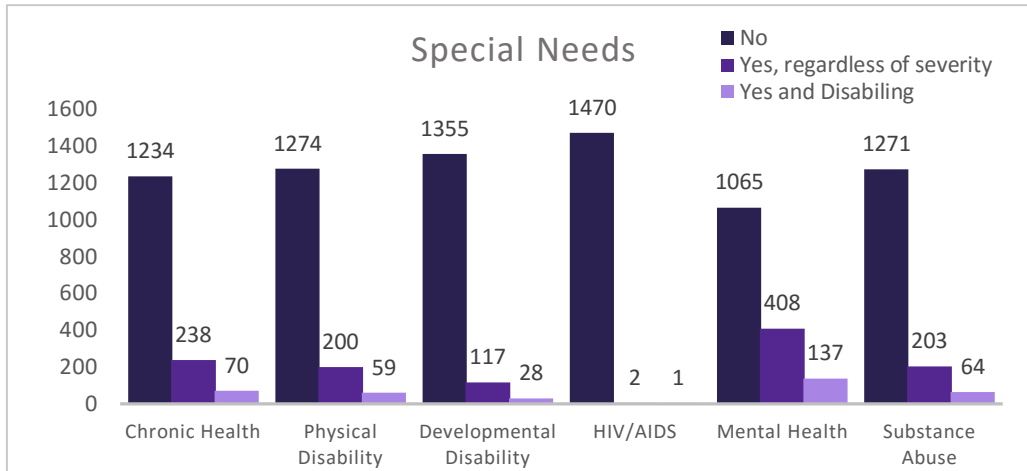


clients over 18 rose between admission and discharge while 180 (50%) maintained stable income of

greater than zero. Of 556 clients with known destinations, 477 (86%) were discharged to a permanent destination.

Special Needs

51% of adults (525/1028) and 15% of children (81/523) self-reported at least one physical, emotional, or other health condition



regardless of whether the condition had become serious enough to be disabling. Among those reporting multiple conditions, the most significant comorbidity was Mental Health and Substance Use (126). When taking severity of condition into account, 187 adults reported

conditions that met the criteria to be considered a disability.

Sub-Populations

27 (3%) individuals over 18 met the criteria for chronic homelessness at the time of project entry, which included individuals who were admitted under the previous definition (*the percentage of clients considered chronically homeless is expected to decrease over time due to changes in the definition implemented by HUD which became effective in HMIS as of 10/1/15*).

1 out of every 18 adults receiving services this quarter was a veteran (6%). Out of the 57 veterans served, 10 (18%) reported a disabling condition and 3 (5%) met the criteria for chronic homelessness at admission.

System Performance Measures

On 1/1/16, HUD released 7 new System Performance Measures intended to leverage HMIS data in order to inform planning and track outcomes at the CoC-level. The measures will assist with assessing the overall success of community efforts to address, divert and end homelessness and include: number of homeless persons; number of first-time episodes of homelessness; length of time persons remain homeless; job and income growth during program stays and/or at discharge; placement in permanent destinations; returns to homelessness/recidivism. Additionally, these measures will play an important part in receiving and retaining Federal funding through the CoC Grant Competition.

Data quality and completeness play a major role in ensuring that the System Performance Measures accurately reflect the work being done within the CoC. CARES routinely tracks the health of HMIS data and this information may be found on www.caresny.org.

ⁱ Data breakdowns for subsequent categories may total less than this number due to differences in data reporting across funders, as well as data completeness. For more information on data completeness, please see www.caresny.org

ⁱⁱ Programs included in this report listed on www.caresny.org. For the purposes of this report, any RRH enrollments are considered residential

ⁱⁱⁱ Data based on current age and household composition, which may differ from information reported at admission

^{iv} This measure includes individuals across all project types

Projects Included in Report

Emergency Shelter

JCDSS - Hotel and Motel Vouchers

Lewis County DSS Hotel/Motel Placement Program

St. Lawrence DSS Program

PH - Permanent Supportive Housing

JCDSS - Chronic 1

JCDSS - Transitional

Neighbors of Watertown SHYFA

Neighbors of Watertown SRO

TLS PSH

Transitional Housing

MHJC - Peer Run Housing First Initiative

TLS - CHAAP TH

TLS Gateway Housing

Homelessness Prevention

Legal Aid STEHP - St. Lawrence County - Prevention

Lewis County DSS Prevention Program

MILC STEHP - Prevention

Snowbelt STEHP Prevention

WUM - HEARTH III - Prevention

PH - Rapid Re-Housing

MILC STEHP Rapid Re-Housing 2015

Snowbelt STEHP Rapid Rehousing

WUM - Hearth III - Rapid Re-Housing

Services Only Program

Children's Home of Jefferson County

Credo Community Center

Lewis County DSS Homeless Support Services

Neighbors Of Watertown Case Management