



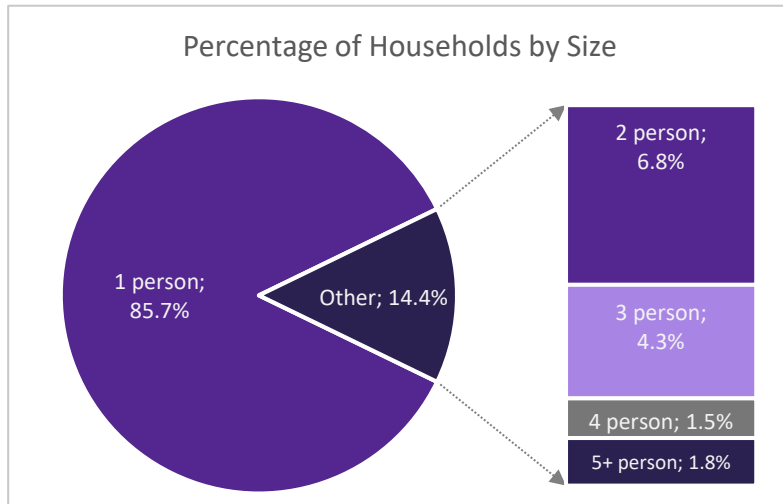
## Quarterly Report

# NY-601 - Poughkeepsie/Dutchess County CoC

4/1/2018-6/30/2018

### Overview – All Programs

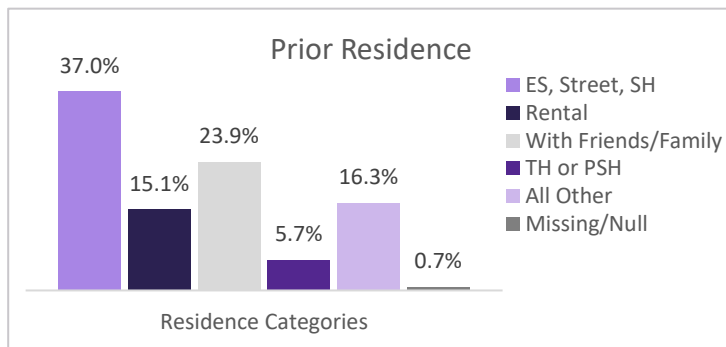
Between 4/1/2018 and 6/30/2018, providers in the Poughkeepsie/Dutchess County CoC served 1390 people experiencing or at risk of experiencing homelessness<sup>i</sup>. Residential programs served 1214 people<sup>ii</sup>, and supportive services only (SSO) programs served 253 people<sup>iii</sup>.



There were 1082 households in the CoC, including: 907 households without children (containing 925 individuals), 134 households with both adults and children (containing 168 adults and 248 children), and 41 households of only unaccompanied minors (under 18 years of age), containing 49 minors<sup>iv</sup>.

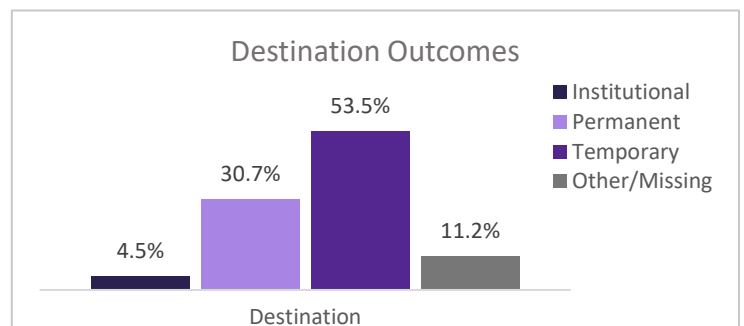
By gender, providers in the CoC served 612 (44.0%) women, 777 (55.9%) men, and 1 (0.1%) trans-identified individuals.

The racial and ethnic breakdown of those served included: 644 (46.3%) White, 641 (46.1%) Black or African-American, 6 (0.4%) Asian, 4 (0.3%) Native Hawaiian or Other Pacific Islander, 12 (0.9%) American Indian or Alaskan Native, and 67 (4.8%) Multiple Races. 194 (14.0%) individuals identified as Hispanic/Latino regardless of race.



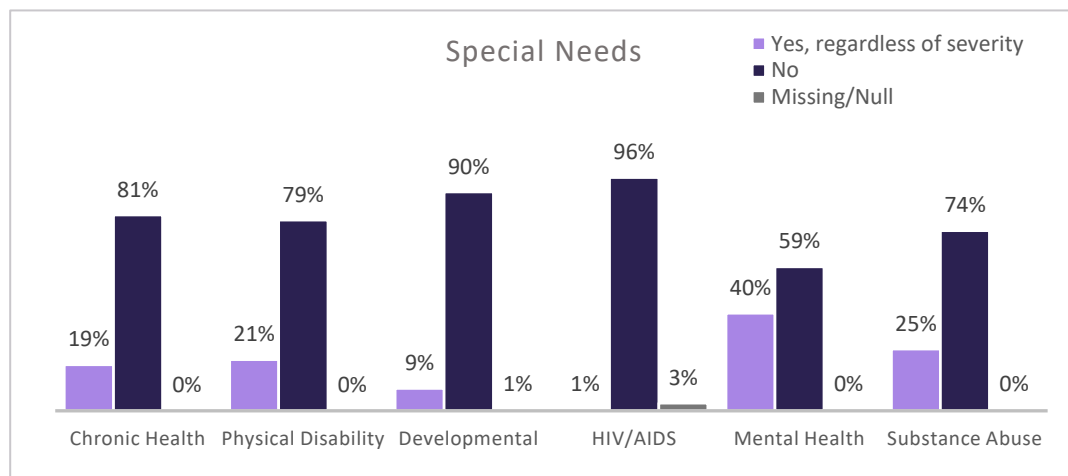
Of 1120 adults or heads of household, 414 (37.0%) indicated a prior residence of Emergency Shelter, the streets, or Safe Haven. Of these clients, 236 (57.0%) reported no previous episodes of homelessness within the last three years. 75 (18.1%), 44 (10.6%), and 50 (12.1%) reported that they had been 2, 3, or 4+ times homeless (respectively) during the same time frame. 15 (3.6%) did not report on this data element.

For the adults or heads of household who were in program a year or more and received an annual assessment (191), 68 (35.6%) saw an increase in income (cash and cash benefits) between admission and the most recent update, while 111 (58.1%) saw no change in income that was initially higher than zero<sup>v</sup>.



The total number of individuals discharged during the quarter was 508, which included 408 adults and 100 children. 156 (30.7%) were discharged to a permanent destination. Income for 30 (7.4%) clients over 18 rose between admission and discharge, while 360 (88.2%) maintained stable income of greater than zero.

### **Special Needs – HUD and HHS Funded Programs Only**



64.9% of adults (530/817) and 20.4% of children (34/167) in HUD or HHS funded programs self-reported at least one physical, emotional, or other health condition *regardless of whether the condition had become serious enough to be disabling*. Among those reporting

multiple conditions, the most significant comorbidity was Mental Health and Substance Use (179). When taking severity of condition into account, 403 adults reported conditions that met the criteria to be considered a disability.

### **Sub-Populations – All Programs**

64 (5.9%) individuals over 18 met the criteria for chronic homelessness at the time of project entry.<sup>vi</sup> 1 out of every 15.8 adults receiving services this quarter was a veteran (6.3%). Out of the 69 veterans served, 30 (43.5%) reported a disabling condition and 4 (5.8%) met the criteria for chronic homelessness at admission.

*Data quality and completeness play a major role in ensuring that these data accurately reflect the work being done within the CoC. CARES routinely tracks the health of HMIS data and this information may be found at [www.caresny.org](http://www.caresny.org).*

<sup>i</sup> Data breakdowns for subsequent categories may total less than this number due to differences in data reporting across funders, as well as data completeness. Information on **reporting methodology** and on **data completeness** may be found at [www.caresny.org/](http://www.caresny.org/).

<sup>ii</sup> For the purposes of this report, any RRH enrollments are considered residential.

<sup>iii</sup> Counts are unduplicated within the category itself only; IF SERVED BY BOTH, a client is counted once in Residential **AND** once in Supportive Services Only.

<sup>iv</sup> Data based on current age and household composition, which may differ from information reported at admission.

<sup>v</sup> This measure includes individuals across all project types.

<sup>vi</sup> Please note that HMIS began using HUD's new definition of chronic homelessness effective 10/1/2015 and all individuals in program on or after that date are measured using this new definition, even if their program start date was prior to the change in definition taking effect.

## **Projects Included in Report**

### NY-601 - Poughkeepsie/Dutchess County CoC

#### **Coordinated Assessment**

Dutchess County CE

#### **Emergency Shelter**

Dutchess DCFS Emergency Housing

HRH AHEP

HRH Gannett House

HRH River Haven Shelter

HRH Webster House

MHV - DC Vanderbilt

MHV- DC Rose St. Emergency

PATHWAYS Community Support Services Inc.

#### **Homelessness Prevention**

HRH STEHP - Prevention

Legal Services of the Hudson Valley STEHP

#### **PH - Housing Only**

MARC Montgomery St.

#### **PH - Housing with Services**

HRH 12 South Hamilton Street

#### **PH - Permanent Supportive Housing**

Dutchess MICA Shelter Plus Care

GCI Dutchess MICA Supported

GCI Dutchess VA SH

HRH 60 Catharine Street

HRH 81 Garden St.

HRH Coach

HRH EATS Housing First

HRH Home Base I

HRH Liberty Station

HRH Maximize

HRH Moving On

HRH Noxon Street

HRH RCE Special Use Beds

HRH Shelter Plus Care

MARC MRT OASAS

MARC S plus C 7 Bed

PEOPLE's Dut. Home Project

#### **PH - Rapid Re-Housing**

HRH STEHP - Rapid Rehousing

HRH Webster House Case Management

#### **Services Only Program**

HRH Follow Through

HRH River Haven ILP

HRH United Way Follow-Through

MHA DC Living Room

#### **Transitional Housing**

HRH Hillcrest House

HRH LaGrange House

HRH River Haven TLC

MHV - DC Rose St. SRO

MHV - DC Scattered Site