

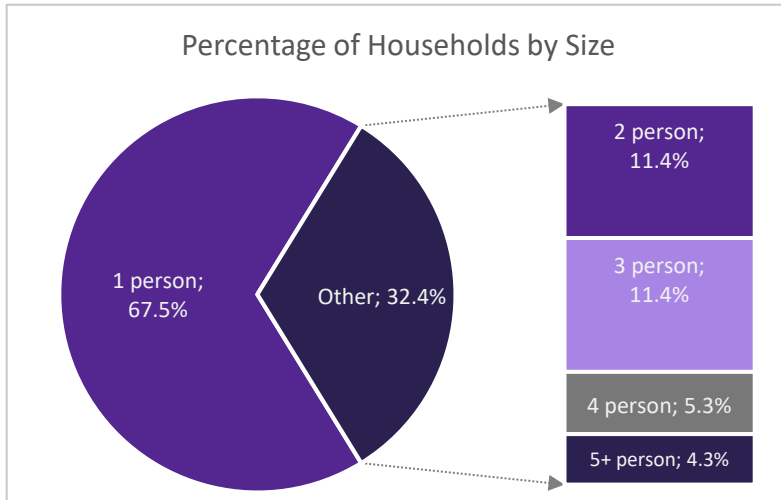
## Quarterly Report

### NY-608 - Kingston/Ulster County CoC

1/1/2018-3/31/2018

#### Overview – All Programs

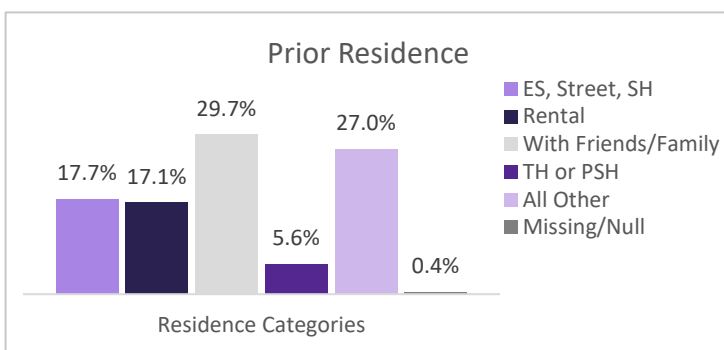
Between 1/1/2018 and 3/31/2018, providers in the Kingston/Ulster County CoC served 861 people experiencing or at risk of experiencing homelessness<sup>i</sup>. Residential programs served 844 people<sup>ii</sup>, and supportive services only (SSO) programs served 12 people<sup>iii</sup>.



There were 508 households in the CoC, including: 314 households without children (containing 322 individuals), 154 households with both adults and children (containing 201 adults and 295 children), and 40 households of only unaccompanied minors (under 18 years of age), containing 43 minors<sup>iv</sup>.

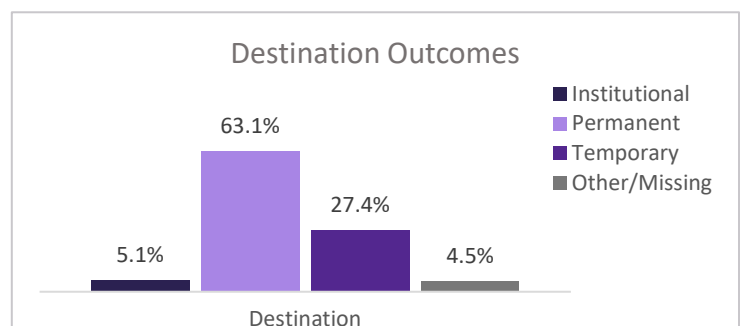
By gender, providers in the CoC served 417 (48.4%) women, 444 (51.6%) men, and no trans-identified individuals.

The racial and ethnic breakdown of those served included: 523 (60.7%) White, 235 (27.3%) Black or African-American, 1 (0.1%) Asian, 3 (0.3%) Native Hawaiian or Other Pacific Islander, 10 (1.2%) American Indian or Alaskan Native, and 88 (10.2%) Multiple Races. 134 (15.6%) individuals identified as Hispanic/Latino regardless of race.



Of 555 adults or heads of household, 98 (17.7%) indicated a prior residence of Emergency Shelter, the streets, or Safe Haven. Of these clients, 50 (51.0%) reported no previous episodes of homelessness within the last three years. 16 (16.3%), 13 (13.3%), and 21 (21.4%) reported that they had been 2, 3, or 4+ times homeless (respectively) during the same time frame. 2 (2.0%) did not report on this data element.

For the adults or heads of household who were in program a year or more and received an annual assessment (62), 19 (30.6%) saw an increase in income (cash and cash benefits) between admission and the most recent update, while 16 (25.8%) saw no change in income that was initially higher than zero<sup>v</sup>.

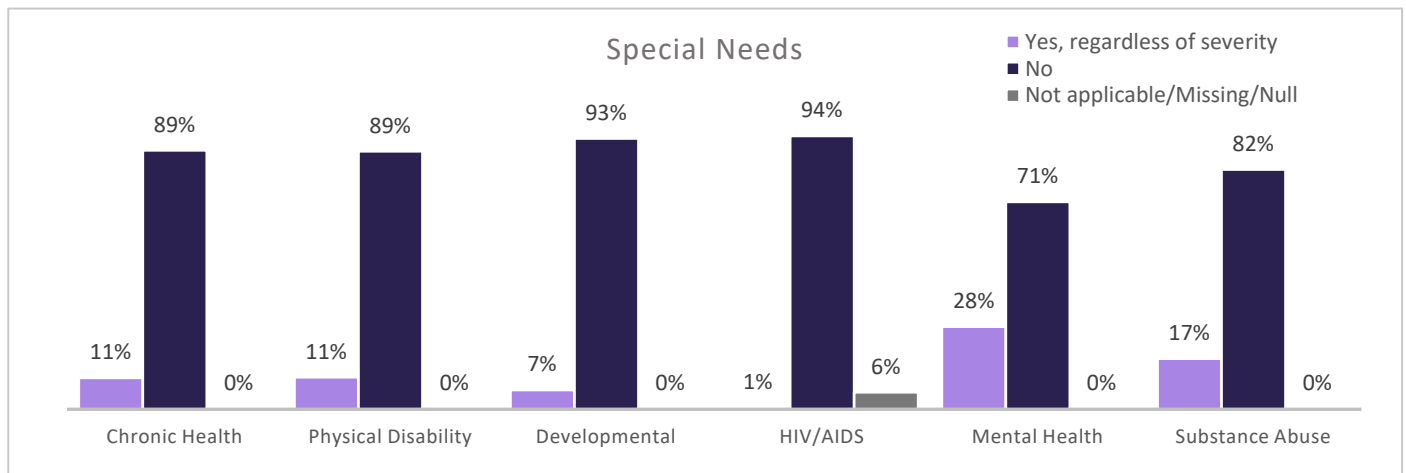


The total number of individuals discharged during the quarter was 336, which included 202 adults and 134 children. 212 (63.1%) were discharged to a permanent destination. Income for 5 (2.5%) clients over 18 rose between admission and discharge, while 58 (28.7%) maintained stable income of greater than zero.

### **Sub-Populations – All Programs**

25 (4.8%) individuals over 18 met the criteria for chronic homelessness at the time of project entry.<sup>vi</sup> 1 out of every 26.2 adults receiving services this quarter was a veteran (3.8%). Out of the 20 veterans served, 11 (55.0%) reported a disabling condition and 2 (10.0%) met the criteria for chronic homelessness at admission. Of all clients, 76 (14.5%) were considered youth (aged 18- 24 years).

### **Special Needs – HUD and HHS Funded Programs Only**



62.2% of adults (299/481) and 11.6% of children (39/336) in HUD or HHS funded programs self-reported at least one physical, emotional, or other health condition *regardless of whether the condition had become serious enough to be disabling*. Among those reporting multiple conditions, the most significant comorbidity was Mental Health and Substance Use (88). When taking severity of condition into account, 217 adults reported conditions that met the criteria to be considered a disability.

*Data quality and completeness play a major role in ensuring that these data accurately reflect the work being done within the CoC. CARES routinely tracks the health of HMIS data and this information may be found at [www.caresny.org](http://www.caresny.org).*

<sup>i</sup> Data breakdowns for subsequent categories may total less than this number due to differences in data reporting across funders, as well as data completeness. Information on **reporting methodology** and on **data completeness** may be found at [www.caresny.org](http://www.caresny.org).

<sup>ii</sup> For the purposes of this report, any RRH enrollments are considered residential.

<sup>iii</sup> Counts are unduplicated within the category itself only; IF SERVED BY BOTH, a client is counted once in Residential **AND** once in Supportive Services Only.

<sup>iv</sup> Data based on current age and household composition, which may differ from information reported at admission

<sup>v</sup> This measure includes individuals across all project types

<sup>vi</sup> Please note that HMIS began using HUD's new definition of chronic homelessness effective 10/1/2015 and all individuals in program on or after that date are measured using this new definition, even if their program start date was prior to the change in definition taking effect.

## **Projects Included in Report**

### **NY-608 - Kingston/Ulster County CoC**

---

#### **Emergency Shelter**

FOW Darmstadt

FOW Family House

FOW Family Inn

Ulster DSS Voucher Beds

#### **Homelessness Prevention**

Legal Services of the Hudson Valley STEHP

#### **PH - Permanent Supportive Housing**

Albany VASH - Albany VISN

FOW ACMS SHP 1 Families

FOW ACMS SHP 2 Families

FOW Adult CMS - Families

FOW Adult CMS - SRO

GCI Ulster Family Supported

PEOPLE Home Again Project

RUPCO Hasbrouck Apts.

Ulster OASAS Shelter Plus Care

#### **PH - Rapid Re-Housing**

SSVF Ulster County Rapid Rehousing

#### **Transitional Housing**

Abel House

FOW Midway I