



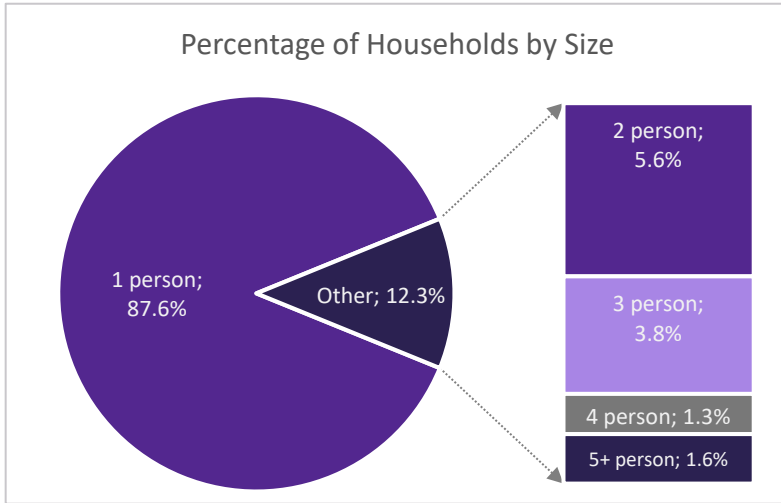
Quarterly Report

NY-601 - Poughkeepsie/Dutchess County CoC

1/1/2018-3/31/2018

Overview – All Programs

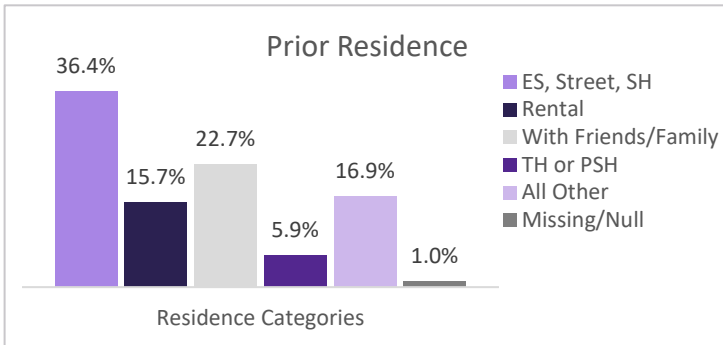
Between 1/1/2018 and 3/31/2018, providers in the Poughkeepsie/Dutchess County CoC served 1304 people experiencing or at risk of experiencing homelessnessⁱ. Residential programs served 1106 peopleⁱⁱ, and supportive services only (SSO) programs served 282 peopleⁱⁱⁱ.



There were 1041 households in the CoC, including: 895 households without children (containing 914 individuals), 104 households with both adults and children (containing 134 adults and 200 children), and 42 households of only unaccompanied minors (under 18 years of age), containing 56 minors^{iv}.

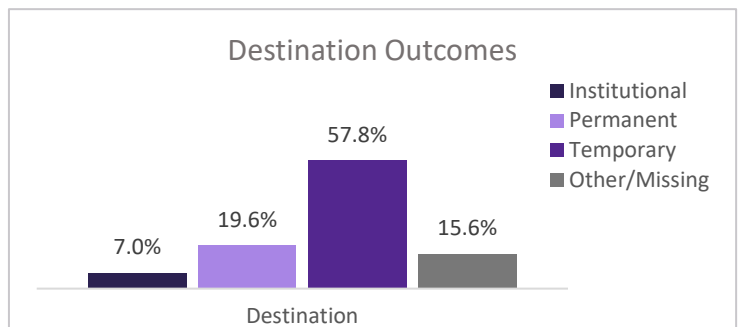
By gender, providers in the CoC served 541 (41.5%) women, 759 (58.2%) men, and 3 (0.2%) trans-identified individuals.

The racial and ethnic breakdown of those served included: 606 (46.5%) White, 610 (46.8%) Black or African-American, 5 (0.4%) Asian, 4 (0.3%) Native Hawaiian or Other Pacific Islander, 10 (0.8%) American Indian or Alaskan Native, and 59 (4.5%) Multiple Races. 166 (12.7%) individuals identified as Hispanic/Latino regardless of race.



Of 1074 adults or heads of household, 391 (36.4%) indicated a prior residence of Emergency Shelter, the streets, or Safe Haven. Of these clients, 210 (53.7%) reported no previous episodes of homelessness within the last three years. 77 (19.7%), 46 (11.8%), and 48 (12.3%) reported that they had been 2, 3, or 4+ times homeless (respectively) during the same time frame. 14 (3.6%) did not report on this data element.

For the adults or heads of household who were in program a year or more and received an annual assessment (180), 48 (26.7%) saw an increase in income (cash and cash benefits) between admission and the most recent update, while 73 (40.6%) saw no change in income that was initially higher than zero^v.

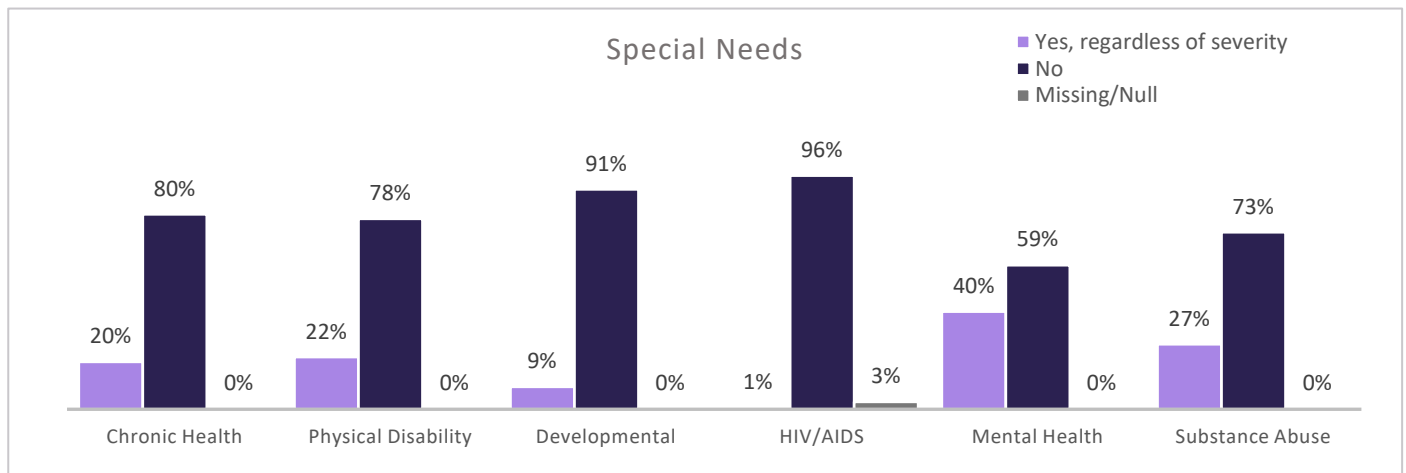


The total number of individuals discharged during the quarter was 372, which included 311 adults and 61 children. 73 (19.6%) were discharged to a permanent destination. Income for 6 (1.9%) clients over 18 rose between admission and discharge, while 105 (33.8%) maintained stable income of greater than zero.

Sub-Populations – All Programs

58 (5.5%) individuals over 18 met the criteria for chronic homelessness at the time of project entry.^{vi} 1 out of every 16.1 adults receiving services this quarter was a veteran (6.2%). Out of the 65 veterans served, 27 (41.5%) reported a disabling condition and 4 (6.2%) met the criteria for chronic homelessness at admission. Of all clients, 90 (8.6%) were considered youth (aged 18- 24 years).

Special Needs – HUD and HHS Funded Programs Only



65.9% of adults (528/801) and 22.5% of children (31/138) in HUD or HHS funded programs self-reported at least one physical, emotional, or other health condition *regardless of whether the condition had become serious enough to be disabling*. Among those reporting multiple conditions, the most significant comorbidity was Mental Health and Substance Use (172). When taking severity of condition into account, 386 adults reported conditions that met the criteria to be considered a disability.

Data quality and completeness play a major role in ensuring that these data accurately reflect the work being done within the CoC. CARES routinely tracks the health of HMIS data and this information may be found at www.caresny.org.

ⁱ Data breakdowns for subsequent categories may total less than this number due to differences in data reporting across funders, as well as data completeness. Information on **reporting methodology** and on **data completeness** may be found at www.caresny.org.

ⁱⁱ For the purposes of this report, any RRH enrollments are considered residential.

ⁱⁱⁱ Counts are unduplicated within the category itself only; IF SERVED BY BOTH, a client is counted once in Residential **AND** once in Supportive Services Only.

^{iv} Data based on current age and household composition, which may differ from information reported at admission

^v This measure includes individuals across all project types

^{vi} Please note that HMIS began using HUD's new definition of chronic homelessness effective 10/1/2015 and all individuals in program on or after that date are measured using this new definition, even if their program start date was prior to the change in definition taking effect.

Projects Included in Report

NY-601 - Poughkeepsie/Dutchess County CoC

Emergency Shelter

Dutchess DCFS Emergency Housing
HRH AHEP
HRH Gannett House
HRH River Haven Shelter
HRH Webster House
MHV - DC Vanderbilt
MHV- DC Rose St. Emergency
PATHWAYS Community Support Services Inc.

Homelessness Prevention

HRH STEHP - Prevention
Legal Services of the Hudson Valley STEHP

PH - Housing Only

MARC Montgomery St.

PH - Housing with Services

HRH 12 South Hamilton Street

PH - Permanent Supportive Housing

Dutchess MICA Shelter Plus Care
GCI Dutchess MICA Supported
GCI Dutchess VA SH
HRH 60 Catharine Street
HRH 81 Garden St.
HRH Coach
HRH EATS Housing First
HRH Home Base I
HRH Liberty Station
HRH Maximize
HRH Moving On
HRH Noxon Street
HRH RCE Special Use Beds
HRH Shelter Plus Care
MARC MRT OASAS
MARC S Plus C 7 Bed
PEOPLE's Dut. Home Project

PH - Rapid Re-Housing

HRH STEHP - Rapid Rehousing

HRH Webster House Case Management

Services Only Program

HRH Follow Through

HRH River Haven ILP

HRH United Way Follow-Through

MHA DC Living Room

Transitional Housing

HRH Hillcrest House

HRH LaGrange House

HRH River Haven TLC

MHV - DC Rose St. SRO

MHV - DC Scattered Site