

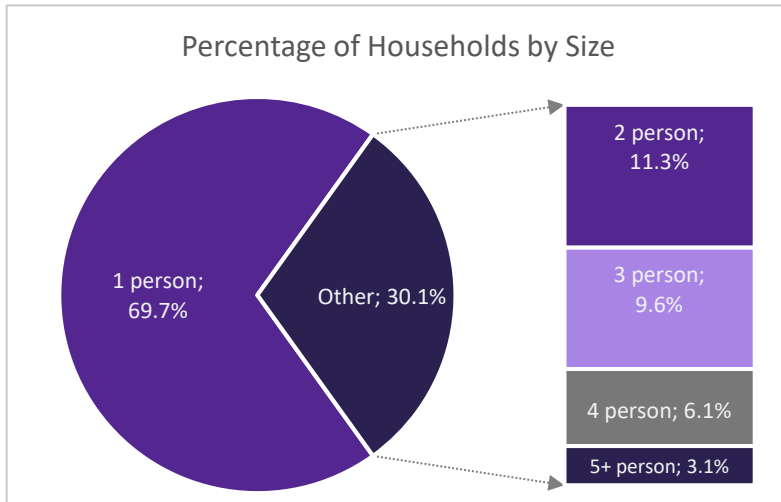
Quarterly Report

NY-522 – Jefferson, Lewis, St. Lawrence Counties CoC

1/1/2018-3/31/2018

Overview – All Programs

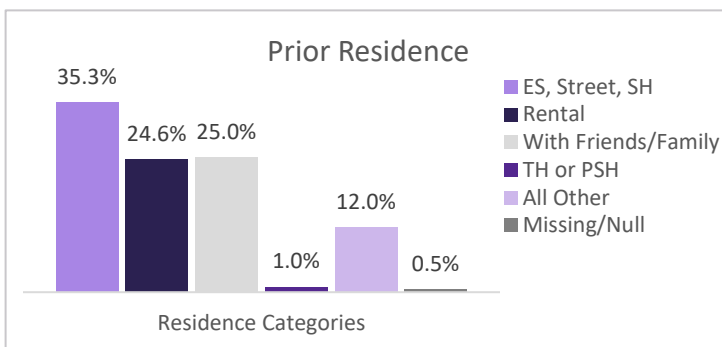
Between 1/1/2018 and 3/31/2018, providers in the Jefferson, Lewis, St. Lawrence Counties CoC served 1188 people experiencing or at risk of experiencing homelessnessⁱ. Residential programs served 773 peopleⁱⁱ, and supportive services only (SSO) programs served 427 peopleⁱⁱⁱ.



There were 732 households in the CoC, including: 540 households without children (containing 584 individuals), 183 households with both adults and children (containing 259 adults and 339 children), and 9 households of only unaccompanied minors (under 18 years of age), containing 14 minors^{iv}.

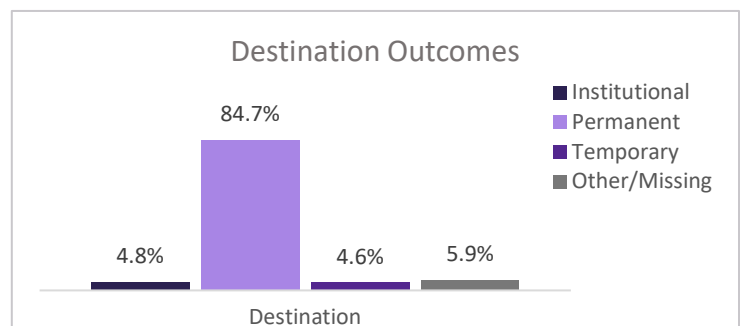
By gender, providers in the CoC served 578 (48.7%) women, 610 (51.3%) men, and no trans-identified individuals.

The racial and ethnic breakdown of those served included: 1038 (87.4%) White, 104 (8.8%) Black or African-American, 3 (0.3%) Native Hawaiian or Other Pacific Islander, 11 (0.9%) American Indian or Alaskan Native, and 32 (2.7%) Multiple Races. 51 (4.3%) individuals identified as Hispanic/Latino regardless of race.



Of 841 adults or heads of household, 297 (35.3%) indicated a prior residence of Emergency Shelter, the streets, or Safe Haven. Of these clients, 177 (59.6%) reported no previous episodes of homelessness within the last three years. 70 (23.6%), 21 (7.1%), and 27 (9.1%) reported that they had been 2, 3, or 4+ times homeless (respectively) during the same time frame. 2 (0.7%) did not report on this data element.

For the adults or heads of household who were in program a year or more and received an annual assessment (122), 32 (26.2%) saw an increase in income (cash and cash benefits) between admission and the most recent update, while 41 (33.6%) saw no change in income that was initially higher than zero^v.

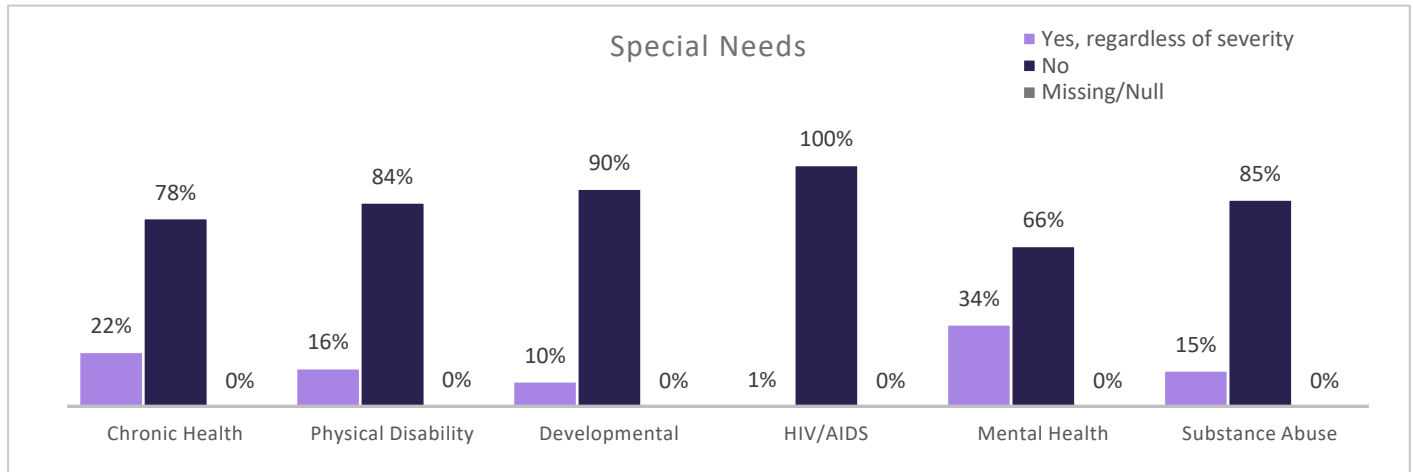


The total number of individuals discharged during the quarter was 439, which included 312 adults and 127 children. 372 (84.7%) were discharged to a permanent destination. Income for 8 (2.6%) clients over 18 rose between admission and discharge, while 169 (54.2%) maintained stable income of greater than zero.

Sub-Populations – All Programs

14 (1.7%) individuals over 18 met the criteria for chronic homelessness at the time of project entry.^{vi} 1 out of every 21.6 adults receiving services this quarter was a veteran (4.6%). Out of the 39 veterans served, 19 (48.7%) reported a disabling condition. Of all clients, 132 (15.7%) were considered youth (aged 18- 24 years).

Special Needs – HUD and HHS Funded Programs Only



72.1% of adults (416/577) and 14.5% of children (36/248) in HUD or HHS funded programs self-reported at least one physical, emotional, or other health condition *regardless of whether the condition had become serious enough to be disabling*. Among those reporting multiple conditions, the most significant comorbidity was Mental Health and Substance Use (79). When taking severity of condition into account, 250 adults reported conditions that met the criteria to be considered a disability.

Data quality and completeness play a major role in ensuring that these data accurately reflect the work being done within the CoC. CARES routinely tracks the health of HMIS data and this information may be found at www.caresny.org.

ⁱ Data breakdowns for subsequent categories may total less than this number due to differences in data reporting across funders, as well as data completeness. Information on **reporting methodology** and on **data completeness** may be found at www.caresny.org.

ⁱⁱ For the purposes of this report, any RRH enrollments are considered residential.

ⁱⁱⁱ Counts are unduplicated within the category itself only; IF SERVED BY BOTH, a client is counted once in Residential **AND** once in Supportive Services Only.

^{iv} Data based on current age and household composition, which may differ from information reported at admission

^v This measure includes individuals across all project types

^{vi} Please note that HMIS began using HUD’s new definition of chronic homelessness effective 10/1/2015 and all individuals in program on or after that date are measured using this new definition, even if their program start date was prior to the change in definition taking effect.

Projects Included in Report

NY-522 - Jefferson Lewis St. Lawrence Counties CoC

Emergency Shelter

JCDSS - Hotel and Motel Vouchers
Lewis County DSS Hotel/Motel Placement Program
St. Lawrence DSS Program

Homelessness Prevention

Legal Aid Rural STEHP Prevention
MILC STEHP - Prevention
Snowbelt STEHP Prevention
WUM - HEARTH III - Prevention

PH - Permanent Supportive Housing

JCDSS - Shelter Plus Chronic 1
JCDSS - Transitional
Neighbors of Watertown - Brighton Building
Neighbors of Watertown - Burdick Building
Neighbors of Watertown - Emerson Place
Neighbors of Watertown - Franklin Apartments
Neighbors of Watertown - Kieff Drive
Neighbors of Watertown - Music Center Apartments
TLS - Gaslight Village
TLS PSH - Chronic Homeless 1
TLS PSH - Chronic Homeless 2

PH - Rapid Re-Housing

MILC STEHP Rapid Re-Housing 2015
Snowbelt STEHP Rapid Rehousing
TLS - Rapid Rehousing
WUM - Hearth III - Rapid Re-Housing

Transitional Housing

MHJC - Peer Run Housing First Initiative
TLS - CHAAP TH
TLS Scattered Site - Gateway Housing