



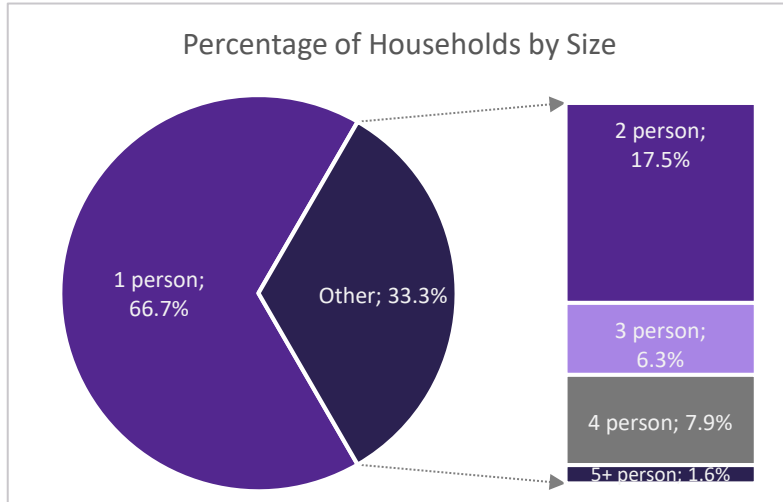
## Quarterly Report

# NY-519 – Columbia, Greene Counties CoC

1/1/2018-3/31/2018

### Overview – All Programs

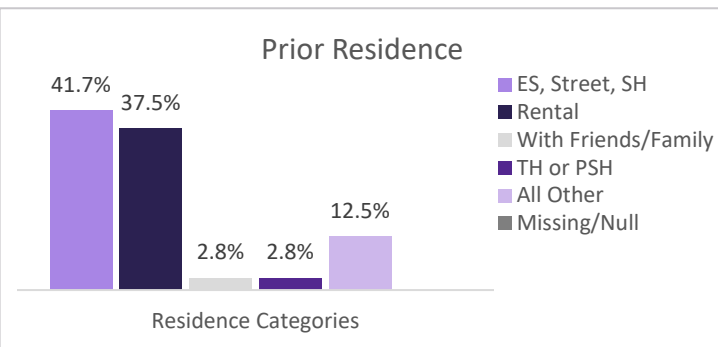
Between 1/1/2018 and 3/31/2018, providers in the Columbia, Greene Counties CoC served 101 people experiencing or at risk of experiencing homelessness<sup>i</sup>. Residential programs served 55 people<sup>ii</sup>, and supportive services only (SSO) programs served 46 people<sup>iii</sup>.



There were 63 households in the CoC, including: 45 households without children (containing 49 individuals), 18 households with both adults and children (containing 23 adults and 30 children), and no households of only unaccompanied minors (under 18 years of age)<sup>iv</sup>.

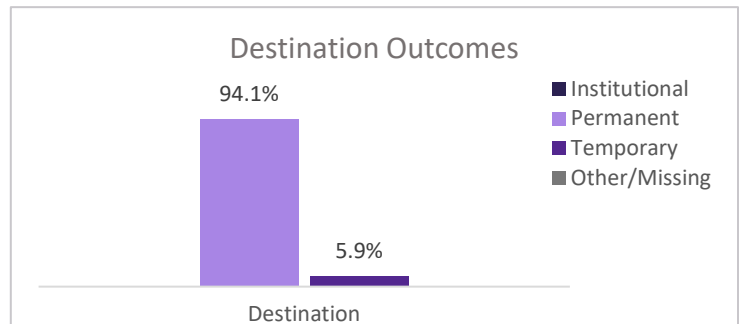
By gender, providers in the CoC served 56 (55.4%) women, 45 (44.6%) men, and no trans-identified individuals.

The racial and ethnic breakdown of those served included: 79 (78.2%) White, 11 (10.9%) Black or African-American, and 10 (9.9%) Multiple Races. 13 (12.9%) individuals identified as Hispanic/Latino regardless of race.



Of 72 adults or heads of household, 30 (41.7%) indicated a prior residence of Emergency Shelter, the streets, or Safe Haven. Of these clients, 12 (40.0%) reported no previous episodes of homelessness within the last three years. 2 (6.7%), 5 (16.7%), and 10 (33.3%) reported that they had been 2, 3, or 4+ times homeless (respectively) during the same time frame. 1 (3.3%) did not report on this data element.

For the adults or heads of household who were in program a year or more and received an annual assessment (22), 12 (54.5%) saw an increase in income (cash and cash benefits) between admission and the most recent update, while 3 (13.6%) saw no change in income that was initially higher than zero<sup>v</sup>.

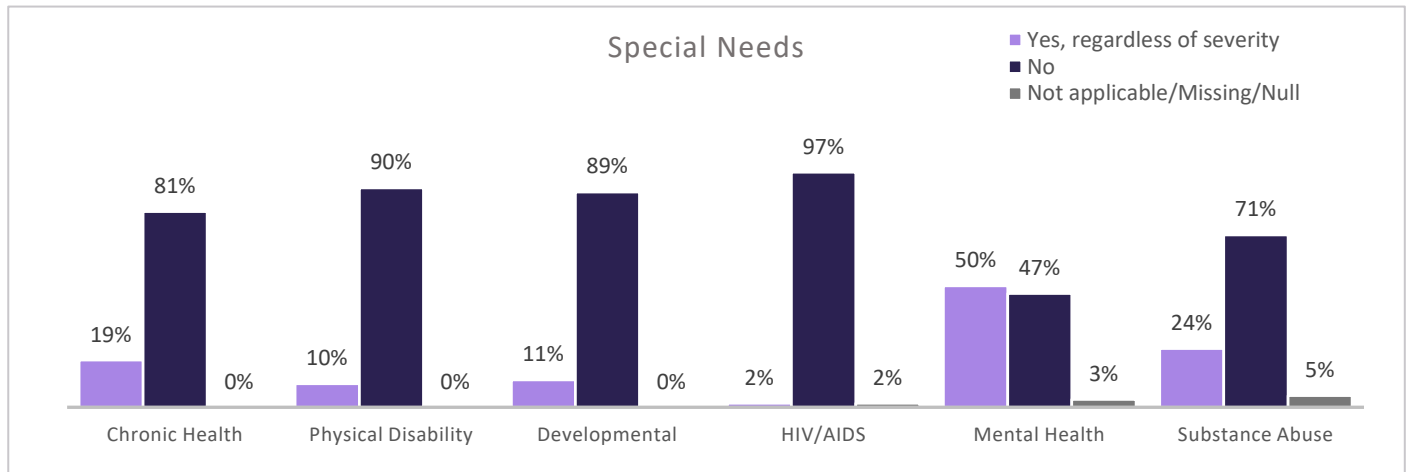


The total number of individuals discharged during the quarter was 17, which included 12 adults and 5 children. 16 (94.1%) were discharged to a permanent destination. Income for no clients over 18 rose between admission and discharge, while 7 (58.3%) maintained stable income of greater than zero.

### **Sub-Populations – All Programs**

14 (19.4%) individuals over 18 met the criteria for chronic homelessness at the time of project entry.<sup>vi</sup> 1 out of every 72.0 adults receiving services this quarter was a veteran (1.4%). Of all clients, 4 (5.6%) were considered youth (aged 18- 24 years).

### **Special Needs – HUD and HHS Funded Programs Only**



80.0% of adults (36/45) and 17.6% of children (3/17) in HUD or HHS funded programs self-reported at least one physical, emotional, or other health condition *regardless of whether the condition had become serious enough to be disabling*. Among those reporting multiple conditions, the most significant comorbidity was Mental Health and Substance Use (13). When taking severity of condition into account, 26 adults reported conditions that met the criteria to be considered a disability.

*Data quality and completeness play a major role in ensuring that these data accurately reflect the work being done within the CoC. CARES routinely tracks the health of HMIS data and this information may be found at [www.caresny.org](http://www.caresny.org).*

<sup>i</sup> Data breakdowns for subsequent categories may total less than this number due to differences in data reporting across funders, as well as data completeness. Information on **reporting methodology** and on **data completeness** may be found at [www.caresny.org](http://www.caresny.org).

<sup>ii</sup> For the purposes of this report, any RRH enrollments are considered residential.

<sup>iii</sup> Counts are unduplicated within the category itself only; IF SERVED BY BOTH, a client is counted once in Residential **AND** once in Supportive Services Only.

<sup>iv</sup> Data based on current age and household composition, which may differ from information reported at admission

<sup>v</sup> This measure includes individuals across all project types

<sup>vi</sup> Please note that HMIS began using HUD's new definition of chronic homelessness effective 10/1/2015 and all individuals in program on or after that date are measured using this new definition, even if their program start date was prior to the change in definition taking effect.

## **Projects Included in Report**

### **NY-519 – Columbia, Greene Counties CoC**

---

#### **Homelessness Prevention**

CAGC STEPH Prevention

Legal Aid Rural STEHP Prevention

#### **PH - Permanent Supportive Housing**

CAGC HUD SHP

COI HUD SHP 2009

Columbia Opportunities HHAP 5th Street Supportive Housing

Columbia/Greene Supported Housing

P16

P2S

#### **PH - Rapid Re-Housing**

CAGC STEHP Rapid Rehousing