



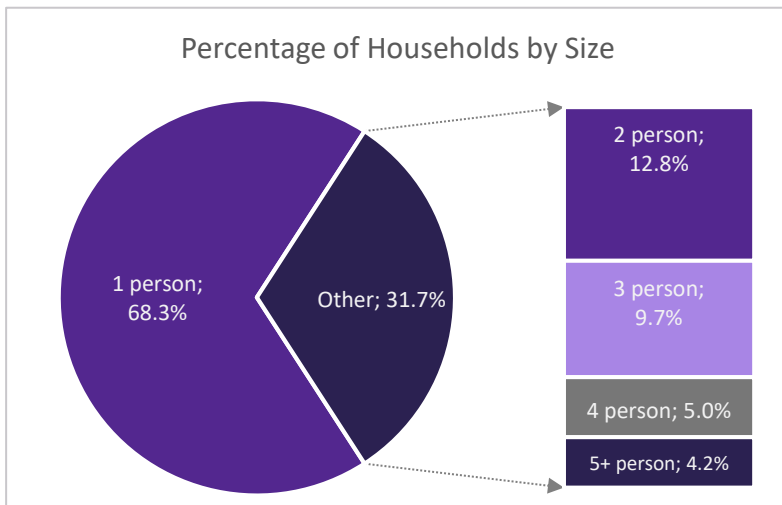
## Quarterly Report

### NY-522 - Jefferson Lewis St. Lawrence Counties CoC

7/1/2017-9/30/2017

#### Overview – All Programs

Between 7/1/2017 and 9/30/2017, providers in the Jefferson/Lewis/St. Lawrence Counties CoC served 1202 people experiencing or at risk of experiencing homelessness<sup>i</sup>. Residential programs served 695 people<sup>ii</sup>, and supportive services only (SSO) programs served 519 people<sup>iii</sup>.

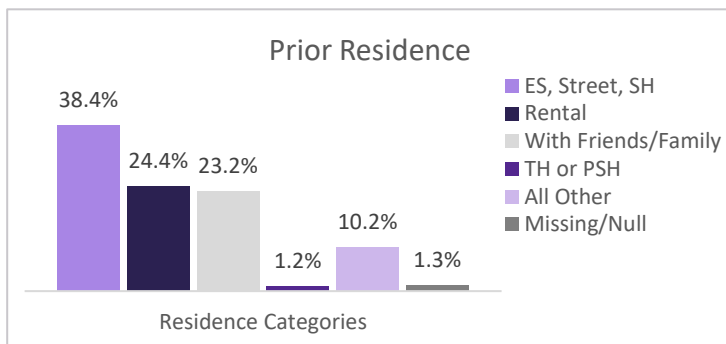


There were 720 households in the CoC, including: 536 households without children (containing 588 individuals), 177 households with both adults and children (containing 244 adults and 359 children), and 7 households of only unaccompanied minors (under 18 years of age), containing 11 minors<sup>iv</sup>.

By gender, providers in the CoC served 600 (49.9%) women and 602 (50.1%) men.

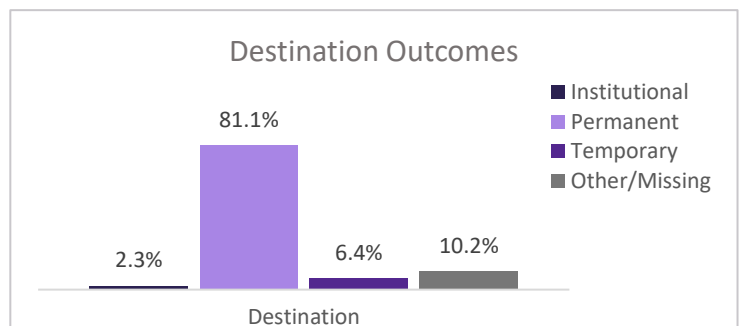
The racial and ethnic breakdown of those served included: 1005 (83.6%) White, 117 (9.7%) Black or African-American, 1 (0.1%) Asian, 4 (0.3%) Native Hawaiian or Other Pacific Islander, 16 (1.3%) American Indian or Alaskan Native, and 51 (4.2%) Multiple Races. 60 (5.0%) individuals identified as Hispanic/Latino regardless of race.

The racial and ethnic breakdown of those served included: 1005 (83.6%) White, 117 (9.7%) Black or African-American, 1 (0.1%) Asian, 4 (0.3%) Native Hawaiian or Other Pacific Islander, 16 (1.3%) American Indian or Alaskan Native, and 51 (4.2%) Multiple Races. 60 (5.0%) individuals identified as Hispanic/Latino regardless of race.



Of 833 adults or heads of household, 320 (38.4%) indicated a prior residence of Emergency Shelter, the streets, or Safe Haven. Of these clients, 208 (65.0%) reported no previous episodes of homelessness within the last three years. 60 (18.8%), 20 (6.3%), and 31 (9.7%) reported that they had been 2, 3, or 4+ times homeless (respectively) during the same time frame. 1 (0.3%) did not report on this data element.

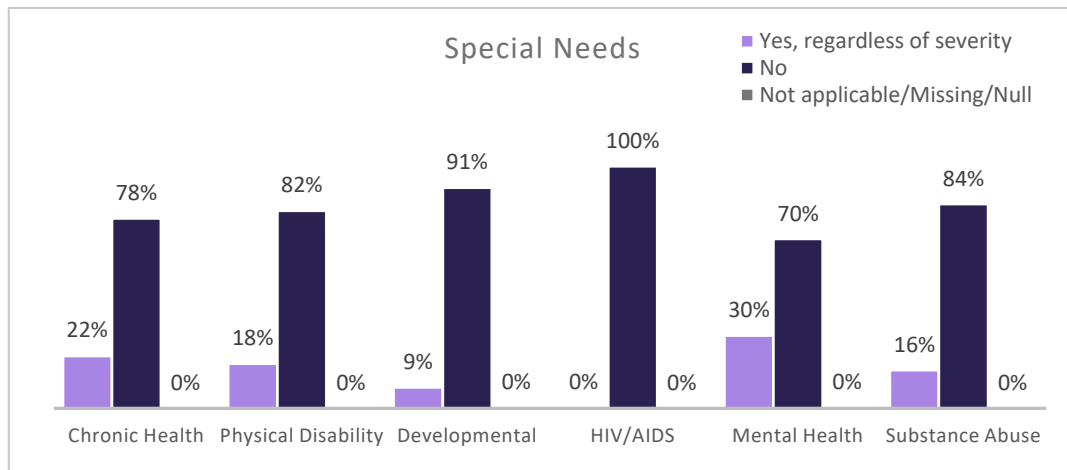
For the adults or heads of household who were in program a year or more and received an annual assessment (109), 53 (48.6%) saw an increase in income (cash and cash benefits) between admission and the most recent update, while 38 (34.9%) saw no change in income that was initially higher than zero<sup>v</sup>.



The total number of individuals discharged during the quarter was 470, which included 316 adults and 154 children. 381 (81.1%) were discharged to a

permanent destination. Of the clients over 18, income for 27 (8.5%) rose between admission and discharge, while 275 (87.0%) maintained stable income of greater than zero.

### **Special Needs – HUD and HHS Funded Programs Only**



68.4% of adults (424/620) and 14.5% of children (43/297) in HUD or HHS funded programs self-reported at least one physical, emotional, or other health condition *regardless of whether the condition had become serious enough to be disabling*. Among those reporting

multiple conditions, the most significant comorbidity was Mental Health and Substance Use (82). When taking severity of condition into account, 208 adults reported conditions that met the criteria to be considered a disability.

### **Sub-Populations – All Programs**

17 (2.0%) individuals over 18 met the criteria for chronic homelessness at the time of project entry.<sup>vi</sup> 1 out of every 16.6 adults receiving services this quarter was a veteran (6.0%). Out of the 50 veterans served, 11 (22.0%) reported a disabling condition and none met the criteria for chronic homelessness at admission.

*Data quality and completeness play a major role in ensuring that these data accurately reflect the work being done within the CoC. CARES routinely tracks the health of HMIS data and this information may be found at [www.caresny.org](http://www.caresny.org).*

<sup>i</sup> Data breakdowns for subsequent categories may total less than this number due to differences in data reporting across funders, as well as data completeness. Information on **reporting methodology** and on **data completeness**, may be found at [www.caresny.org](http://www.caresny.org).

<sup>ii</sup> For the purposes of this report, any RRH enrollments are considered residential.

<sup>iii</sup> Total count of clients served is unduplicated; residential and SSO categories are only unduplicated within the category itself only; IF SERVED BY BOTH, a client is counted once in Residential **AND** once in Supportive Services Only.

<sup>iv</sup> Data based on current age and household composition, which may differ from information reported at admission.

<sup>v</sup> This measure includes individuals across all project types.

<sup>vi</sup> Please note that HMIS began using HUD’s new definition of chronic homelessness effective 10/1/2015 and all individuals in program on or after that date are measured using this new definition, even if their program start date was prior to the change in definition taking effect.

## **Projects Included in Report**

### **NY-522 - Jefferson Lewis St. Lawrence Counties CoC**

#### **Emergency Shelter**

JCDSS - Hotel and Motel Vouchers  
Lewis County DSS Hotel/Motel Placement Program  
St. Lawrence DSS Program

#### **Homelessness Prevention**

Legal Aid Rural STEHP Prevention  
MILC STEHP - Prevention  
Snowbelt STEHP Prevention  
WUM - HEARTH III - Prevention

#### **PH - Permanent Supportive Housing**

JCDSS - Shelter Plus Chronic 1  
JCDSS - Transitional  
Neighbors of Watertown - Brighton Building  
Neighbors of Watertown - Burdick Building  
Neighbors of Watertown - Emerson Place  
Neighbors of Watertown - Franklin Apartments  
Neighbors of Watertown - Kieff Drive  
Neighbors of Watertown - Music Center Apartments  
TLS - Gaslight Village  
TLS PSH - Chronic Homeless 1  
TLS PSH - Chronic Homeless 2

#### **PH - Rapid Re-Housing**

MILC STEHP Rapid Re-Housing 2015  
Snowbelt STEHP Rapid Rehousing  
WUM - Hearth III - Rapid Re-Housing

#### **Transitional Housing**

MHJC - Peer Run Housing First Initiative  
TLS - CHAAP TH  
TLS Scattered Site - Gateway Housing