



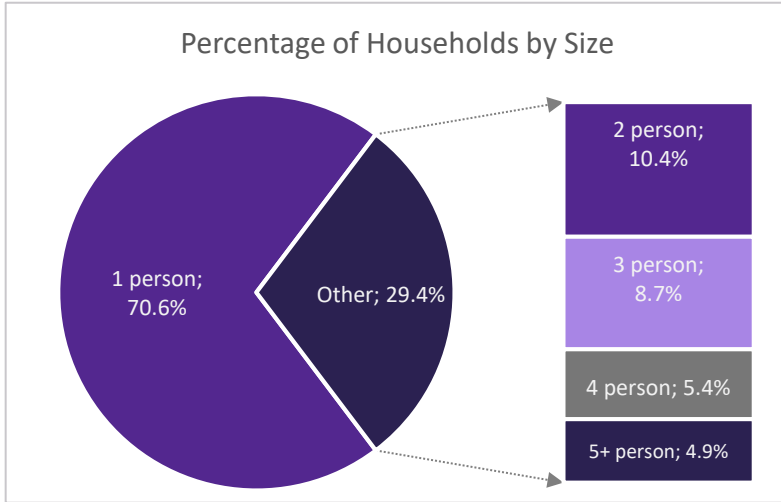
## Quarterly Report

# NY-512 - Troy/Rensselaer County CoC

4/1/2017-6/30/2017

### Overview – All Programs

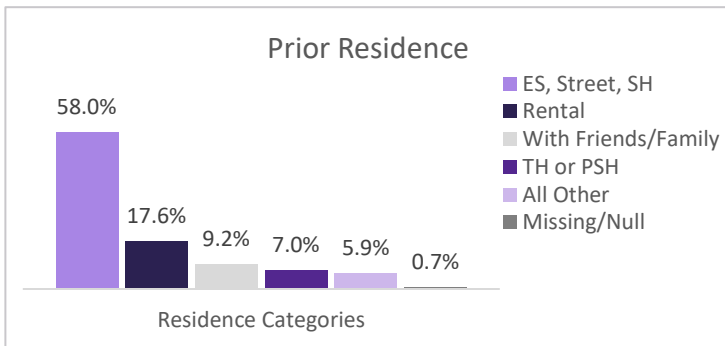
Between 4/1/2017 and 6/30/2017, providers in the Troy/Rensselaer County CoC served 1053 people experiencing or at risk of experiencing homelessness<sup>i</sup>. Residential programs served 818 people<sup>ii</sup>, and supportive services only (SSO) programs served 259 people<sup>iii</sup>.



There were 632 households in the CoC, including: 456 households without children (containing 479 individuals), 163 households with both adults and children (containing 217 adults and 336 children), and 13 households of only unaccompanied minors (under 18 years of age), containing 21 minors<sup>iv</sup>.

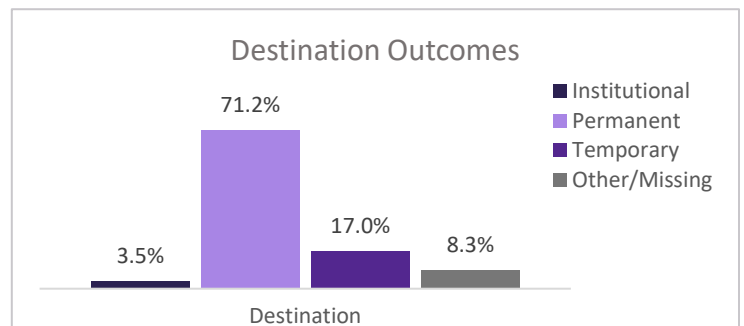
By gender, providers in the CoC served 543 (51.6%) women, 508 (48.2%) men, and 2 (0.2%) trans-identified individuals.

The racial and ethnic breakdown of those served included: 530 (50.3%) White, 405 (38.5%) Black or African-American, 4 (0.4%) Asian, 15 (1.4%) Native Hawaiian or Other Pacific Islander, 5 (0.5%) American Indian or Alaskan Native, and 77 (7.3%) Multiple Races. 154 (14.6%) individuals identified as Hispanic/Latino regardless of race.



Of 698 adults or heads of household, 405 (58.0%) indicated a prior residence of Emergency Shelter, the streets, or Safe Haven. Of these clients, 153 (37.8%) reported no previous episodes of homelessness within the last three years. 77 (19.0%), 49 (12.1%), and 124 (30.6%) reported that they had been 2, 3, or 4+ times homeless (respectively) during the same time frame. 18 (4.4%) did not report on this data element.

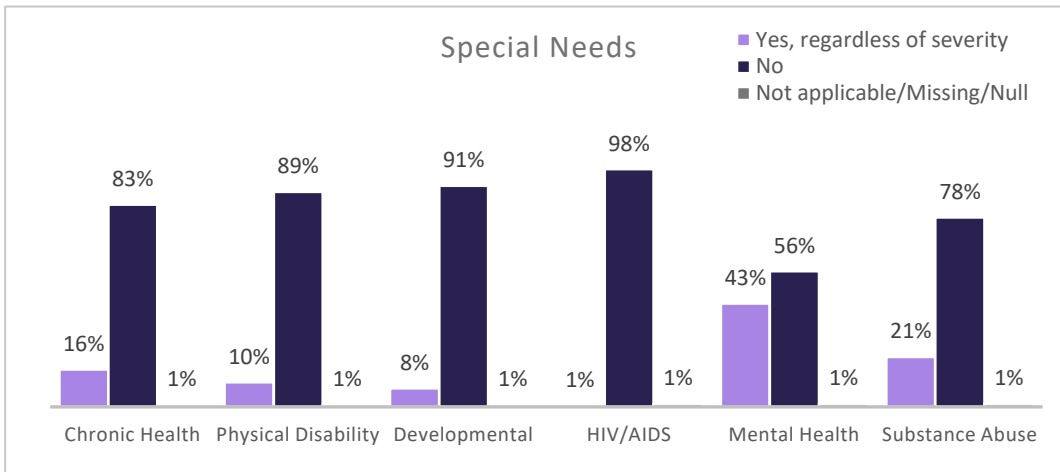
For the adults or heads of household who were in program a year or more and received an annual assessment (183), 129 (70.5%) saw an increase in income (cash and cash benefits) between admission and the most recent update, while 33 (18.0%) saw no change in income that was initially higher than zero<sup>v</sup>.



The total number of individuals discharged during the quarter was 229, which included 150 adults and 79 children. 163 (71.2%) were discharged to a permanent

destination. Income for 21 (14.0%) clients over 18 rose between admission and discharge, while 117 (78.0%) maintained stable income of greater than zero.

### **Special Needs – HUD and HHS Funded Programs Only**



76.1% of adults (440/578) and 19.7% of children (68/345) in HUD or HHS funded programs self-reported at least one physical, emotional, or other health condition *regardless of whether the condition had become serious enough to be disabling*. Among those reporting

multiple conditions, the most significant comorbidity was Mental Health and Substance Use (157). When taking severity of condition into account, 351 adults reported conditions that met the criteria to be considered a disability.

### **Sub-Populations – All Programs**

91 (15.7%) individuals over 18 met the criteria for chronic homelessness at the time of project entry.<sup>vi</sup> 1 out of every 17 adults receiving services this quarter was a veteran (5.9%). Out of the 34 veterans served, 28 (82.4%) reported a disabling condition and 5 (14.7%) met the criteria for chronic homelessness at admission.

*Data quality and completeness play a major role in ensuring that these data accurately reflect the work being done within the CoC. CARES routinely tracks the health of HMIS data and this information may be found at [www.caresny.org](http://www.caresny.org).*

<sup>i</sup> Data breakdowns for subsequent categories may total less than this number due to differences in data reporting across funders, as well as data completeness. Information on **reporting methodology** and on **data completeness**, may be found at [www.caresny.org](http://www.caresny.org)

<sup>ii</sup> For the purposes of this report, any RRH enrollments are considered residential.

<sup>iii</sup> Counts are unduplicated within the category itself only; IF SERVED BY BOTH, a client is counted once in Residential **AND** once in Supportive Services Only.

<sup>iv</sup> Data based on current age and household composition, which may differ from information reported at admission

<sup>v</sup> This measure includes individuals across all project types

<sup>vi</sup> Please note that HMIS began using HUD's new definition of chronic homelessness effective 10/1/2015 and all individuals in program on or after that date are measured using this new definition, even if their program start date was prior to the change in definition taking effect.

## **Projects Included in Report**

### **NY-512 - Troy/Rensselaer County CoC**

#### **Emergency Shelter**

JH - Code Blue

JH - Inn From the Cold

JH Emergency Shelter

St. Paul's Center

St. Peter's - Veterans Emergency Housing

#### **Homelessness Prevention**

City of Troy ESG

City of Troy ESG - TAUM Prevention

LASH City of Troy ESG Prevention

LASH Unity House STEHP Prevention

YWCA - City of Troy Prevention

YWCA Rensselaer STEHP Prevention

#### **PH - Permanent Supportive Housing**

JH - Consolidated

JH - Supported Housing #1

JH Bethune

St. Peter's - Residence

St. Peter's - Shelter Plus Care THA SP

St. Peter's - SHP

UH 800

UH 800 JH

UH 804 JH

UH 804 UH

UH 804 YW

YWCA Apartment Program

YWCA GCR Family Apartment Program

YWCA of Troy Cohoes - SRO Permanent

YWCA of Troy Cohoes Section 8 Mod Rehab

#### **PH - Rapid Re-Housing**

City of Troy ESG - TAUM Rapid Rehousing

JH STEHP Rapid Rehousing

LASH City of Troy ESG Rapid Re-Housing

St Paul Center - STEHP Rapid Rehousing

#### **Street Outreach**

JH Homeless Outreach

#### **Transitional Housing**

YWCA GCR Women in Transition

