

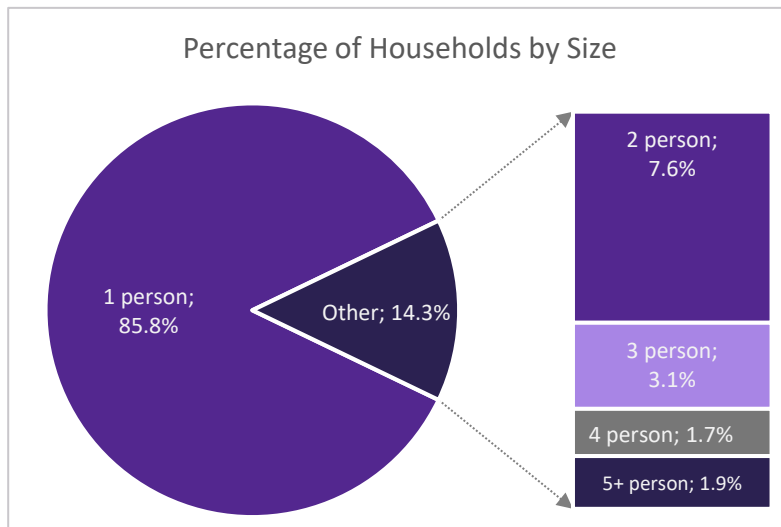
Quarterly Report

NY-601 - Poughkeepsie/Dutchess County CoC

1/1/2017-3/31/2017

Overview – All Programs

Between 1/1/2017 and 3/31/2017, providers in the Poughkeepsie/Dutchess County CoC served 994 people experiencing or at risk of experiencing homelessnessⁱ. Residential programs served 874 people, and 167 people were served by supportive services only programsⁱⁱ.

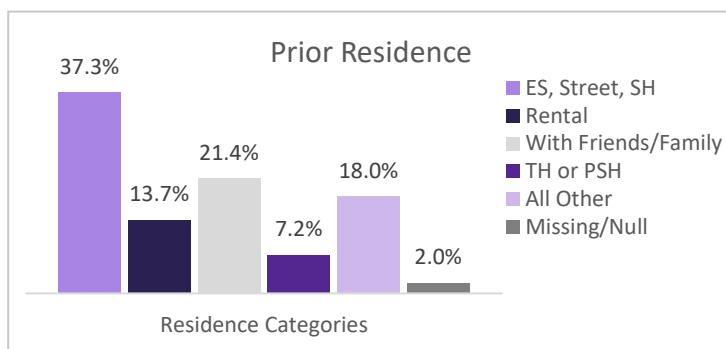


There were 781 households in the CoC, including: 662 households without children (containing 679 individuals), 92 households with both adults and children (containing 109 adults and 176 children), and 27 households of only unaccompanied minors (under 18 years of age), containing 30 minorsⁱⁱⁱ.

By gender, providers in the CoC served 430 (43.3%) women, 563 (56.6%) men and 1 (0.1%) trans-identified individuals.

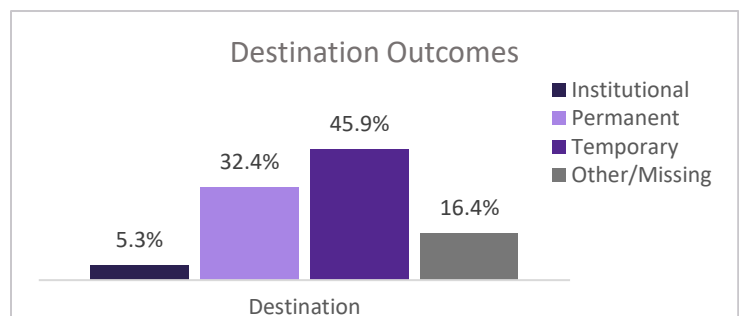
The racial and ethnic breakdown of those served included: 456 (45.9%) White, 478 (48.1%) Black or African-American, 2 (0.2%) Asian, 1 (0.1%) Native Hawaiian or Other Pacific Islander, 4 (0.4%) American Indian or Alaskan Native, and 51 (5.1%) Multiple Races. 148 (14.9%) individuals identified as Hispanic/Latino regardless of race.

The racial and ethnic breakdown of those served included: 456 (45.9%) White, 478



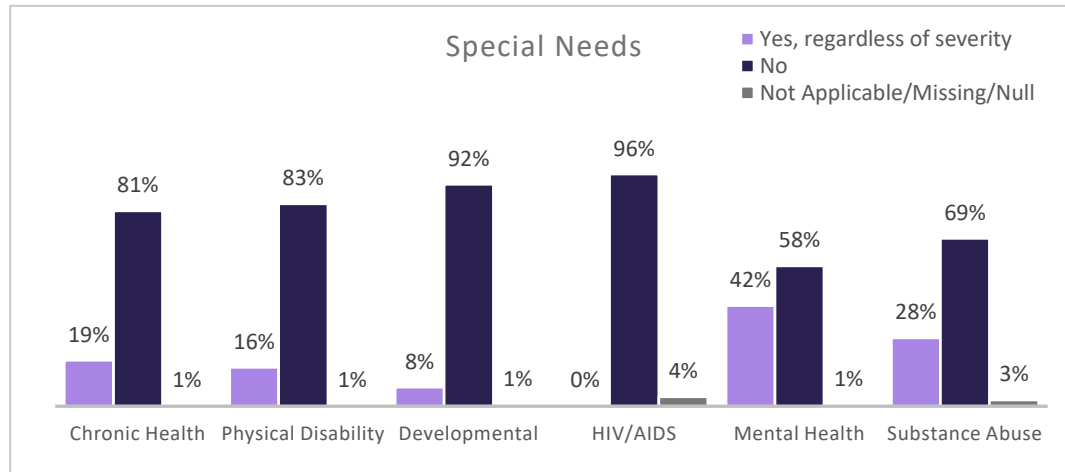
Out of 810 adults or heads of household, 302 (37.3%) indicated a prior residence of Emergency Shelter, the streets, or Safe Haven. Of these clients, 165 (20.4%) reported no previous episodes of homelessness within the last three years. 71 (8.8%), 30 (3.7%), and 38 (4.7%) reported that they had been homeless 2, 3, or 4+ times (respectively) during the same time frame. 5 (0.6%) did not report on this data element.

For the adults or heads of household who were in program a year or more and received an annual assessment (90), 27 (30.0%) saw an increase in income (cash and cash benefits) between admission and the most recent update, while 48 (53.3%) saw no change in income that was initially higher than zero^{iv}.



The total number of individuals discharged during the quarter was 281, which included 225 adults and 56 children. 91 (32.4%) were discharged to a permanent destination. Income for 20 (8.9%) clients over 18 rose between admission and discharge, while 187 (83.1%) maintained stable income of greater than zero.

Special Needs – HUD and HHS Funded Programs Only



64.2% of adults (405/631) and 21.0% of children (29/138) in HUD or HHS funded programs self-reported at least one physical, emotional, or other health condition *regardless of whether the condition had become serious enough to be disabling*. Among those reporting

multiple conditions, the most significant comorbidity was Mental Health and Substance Use (159). When taking severity of condition into account, 316 adults reported conditions that met the criteria to be considered a disability.

Sub-Populations – All Programs

47 (7.4%) individuals over 18 met the criteria for chronic homelessness at the time of project entry.^v 1 out of every 7.8 adults receiving services this quarter was a veteran (12.8%). Out of the 81 veterans served, 33 (40.7%) reported a disabling condition and 6 (7.4%) met the criteria for chronic homelessness at admission.

Data quality and completeness play a major role in ensuring that the System Performance Measures accurately reflect the work being done within the CoC. CARES routinely tracks the health of HMIS data and this information may be found at www.caresny.org.

ⁱ Data breakdowns for subsequent categories may total less than this number due to differences in data reporting across funders, as well as data completeness. Information on **reporting methodology** and on **data completeness**, may be found at www.caresny.org

ⁱⁱ For the purposes of this report, any RRH enrollments are considered residential. Persons are counted in Residential **and** in Supportive Services Only if served by both types of services during the quarter.

ⁱⁱⁱ Data based on current age and household composition, which may differ from information reported at admission

^{iv} This measure includes individuals across all project types

^v Please note that HMIS began using HUD's new definition of chronic homelessness effective 10/1/2015 and all individuals in program on or after that date are measured using this new definition, even if their program start date was prior to the change in definition taking effect.

Projects Included in Report

NY-601 - Poughkeepsie/Dutchess County CoC

Emergency Shelter

HRH AHEP

HRH Gannett House

HRH River Haven Shelter

HRH Webster House

HRH Webster Overflow

MHV - DC Vanderbilt

MHV- DC Rose St. Emergency

PATHWAYS Community Support Services Inc.

PH - Permanent Supportive Housing

FOW ACMS SHP 1 Families

FOW ACMS SHP 2 Families

FOW Adult CMS - Families

FOW Adult CMS - SRO

GCI Stuyvesant Hotel

GCI Ulster Family Supported

PEOPLE Home Again Project

Perm. Supportive Housing

Ulster OASAS Shelter Plus Care

PH - Housing Only

HRH Cannon Street

MARC Montgomery St.

Transitional Housing

HRH Hillcrest House

HRH LaGrange House

HRH River Haven TLC

MHV - DC Rose St. SRO

MHV - DC Scattered Site

Homelessness Prevention

HRH SSVF Prevention

HRH STEHP - Prevention

Legal Services of the Hudson Valley STEHP

Services Only Program

HRH Follow Through

HRH River Haven ILP

HRH United Way Follow-Through

HRH Webster House Case Management

PH – Rapid Re-Housing

HRH SSVF Rapid Rehousing

HRH STEHP - Rapid Rehousing