

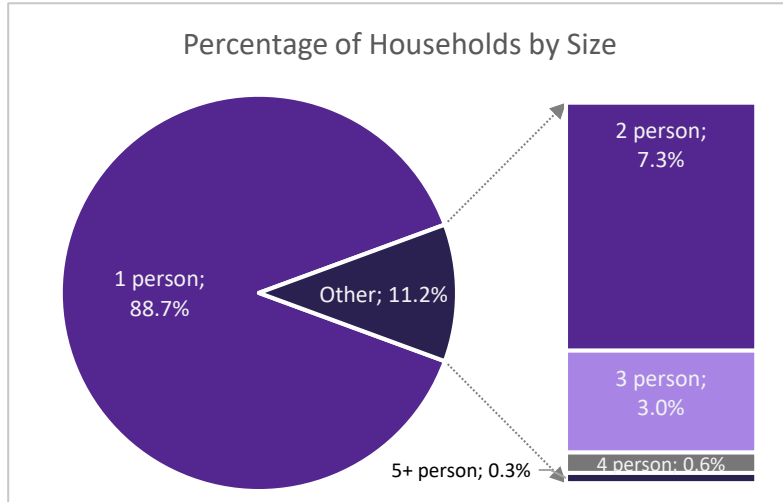
Quarterly Report

NY-523 - Glen Falls/Saratoga Springs/Saratoga County CoC

1/1/2017-3/31/2017

Overview – All Programs

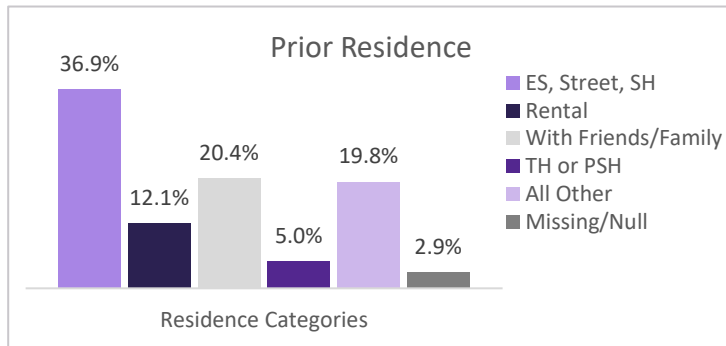
Between 1/1/2017 and 3/31/2017, providers in the Glen Falls/Saratoga Springs/Saratoga County CoC served 382 people experiencing or at risk of experiencing homelessnessⁱ. Residential programs served 355 people, and 27 people were served by supportive services only programsⁱⁱ.



There were 328 households in the CoC, including: 264 households without children (containing 274 individuals), 28 households with both adults and children (containing 34 adults and 38 children), and 36 households of only unaccompanied minors (under 18 years of age), containing 36 minorsⁱⁱⁱ.

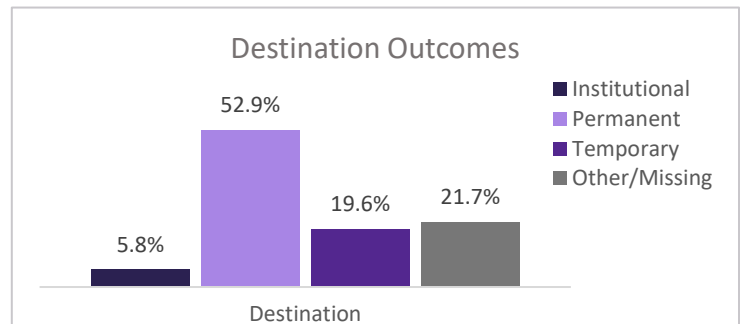
By gender, providers in the CoC served 151 (39.5%) women, 229 (59.9%) men and 2 (0.5%) trans-identified individuals.

The racial and ethnic breakdown of those served included: 317 (83.0%) White, 41 (10.7%) Black or African-American, 1 (0.3%) Native Hawaiian or Other Pacific Islander, 5 (1.3%) American Indian or Alaskan Native, and 11 (2.9%) Multiple Races. 31 (8.1%) individuals identified as Hispanic/Latino regardless of race.



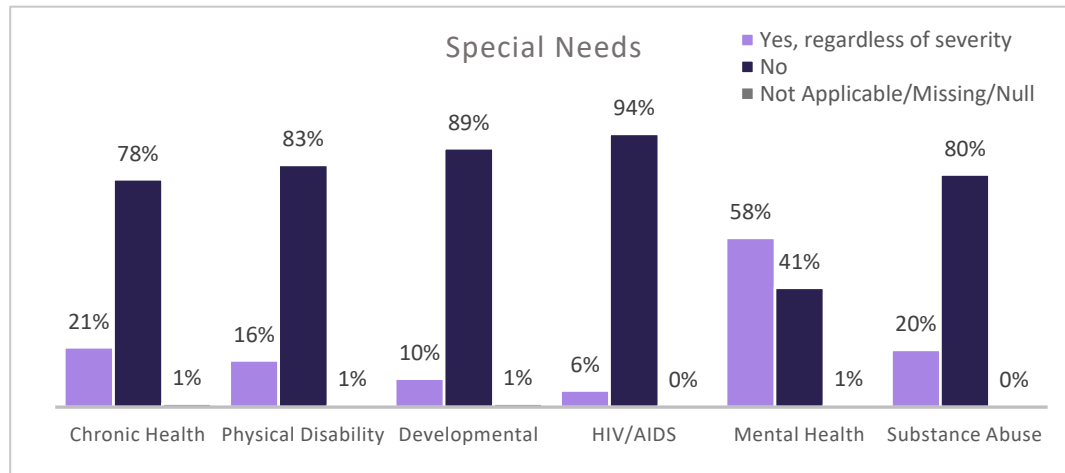
Out of 339 adults or heads of household, 125 (36.9%) indicated a prior residence of Emergency Shelter, the streets, or Safe Haven. Of these clients, 58 (17.1%) reported no previous episodes of homelessness within the last three years. 31 (9.1%), 19 (5.6%), and 23 (6.8%) reported that they had been homeless 2, 3, or 4+ times (respectively) during the same time frame. 6 (1.8%) did not report on this data element.

For the adults or heads of household who were in program a year or more and received an annual assessment (29), 18 (62.1%) saw an increase in income (cash and cash benefits) between admission and the most recent update, while 8 (27.6%) saw no change in income that was initially higher than zero^{iv}.



The total number of individuals discharged during the quarter was 138, which included 107 adults and 31 children. 73 (52.9%) were discharged to a permanent destination. Income for 17 (15.9%) clients over 18 rose between admission and discharge, while 82 (76.6%) maintained stable income of greater than zero.

Special Needs – HUD and HHS Funded Programs Only



79.3% of adults (138/174) and 42.9% of children (30/70) in HUD or HHS funded programs self-reported at least one physical, emotional, or other health condition *regardless of whether the condition had become serious enough to be disabling*. Among those reporting

multiple conditions, the most significant comorbidity was Mental Health and Substance Use (38). When taking severity of condition into account, 100 adults reported conditions that met the criteria to be considered a disability.

Sub-Populations – All Programs

18 (10.3%) individuals over 18 met the criteria for chronic homelessness at the time of project entry.^v 1 out of every 2.7 adults receiving services this quarter was a veteran (37.4%). Out of the 65 veterans served, 30 (46.2%) reported a disabling condition and 4 (6.2%) met the criteria for chronic homelessness at admission.

Data quality and completeness play a major role in ensuring that the System Performance Measures accurately reflect the work being done within the CoC. CARES routinely tracks the health of HMIS data and this information may be found at www.caresny.org.

ⁱ Data breakdowns for subsequent categories may total less than this number due to differences in data reporting across funders, as well as data completeness. Information on **reporting methodology** and on **data completeness**, may be found at www.caresny.org

ⁱⁱ For the purposes of this report, any RRH enrollments are considered residential. Persons are counted in Residential **and** in Supportive Services Only if served by both types of services during the quarter.

ⁱⁱⁱ Data based on current age and household composition, which may differ from information reported at admission

^{iv} This measure includes individuals across all project types

^v Please note that HMIS began using HUD's new definition of chronic homelessness effective 10/1/2015 and all individuals in program on or after that date are measured using this new definition, even if their program start date was prior to the change in definition taking effect.

Projects Included in Report

NY-523 - Glen Falls/Saratoga Springs/Saratoga County CoC

Emergency Shelter

CAPTAIN -- Malta Youth Center

CAPTAIN STEHP-Wait House STEHP Emergency Shelter

RPC Guardian House Emergency Beds

RPC Vets Emergency Bed Program

SOS Emergency Shelter

PH - Permanent Supportive Housing

AVH Perm Housing

City of Saratoga Springs Rental Assistance Program

OOCSSWC Community - Chronic

OOCSSWC Community - Families

OOCSSWC Community - Regular

OOCSSWC Community 2011

OOCSSWC Housing First - Chronic

OOCSSWC Housing First - Regular

OOCSSWC Shelter Plus Care 2010

RPC Center Street

RPC Northern Pines

Support Ministries - Ahana House

TSA MICA Supportive Housing

WWAMH Housing First Program

Transitional Housing

AVH Vets House

RPC Guardian House

RPC Vets House Program

Wait House TLP

PH – Rapid Re-Housing

Captain STEHP Program

CAPTAIN STEHP-Wait House Rapid Rehousing

Captain STEHP Program Rapid Rehousing

RPC SSVF Prevention

Homelessness Prevention

Captain STEHP Program Prevention

CAPTAIN STEHP-Wait House Prevention

Legal Aid Rural STEHP Prevention

RPC SSVF Prevention

Street Outreach

CAPTAIN RHY Outreach