

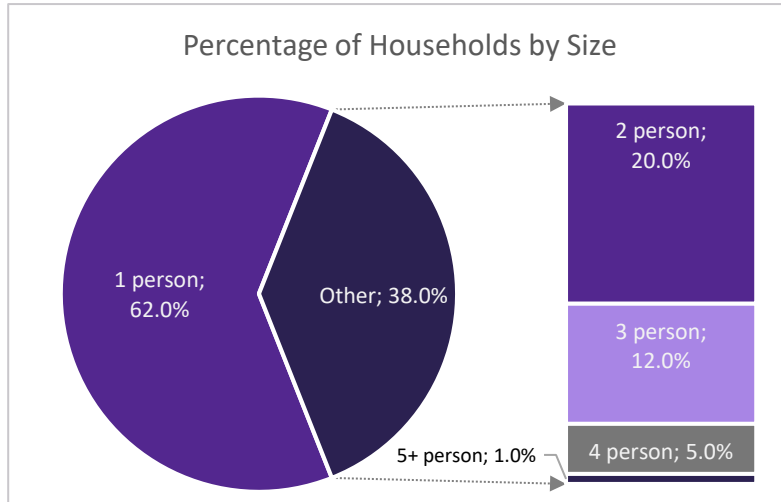
Quarterly Report

NY-520 - Franklin County CoC

1/1/2017-3/31/2017

Overview – All Programs

Between 1/1/2017 and 3/31/2017, providers in the Franklin County CoC served 163 people experiencing or at risk of experiencing homelessness in residential programsⁱ. The 163 individuals were served in residential programsⁱⁱ.

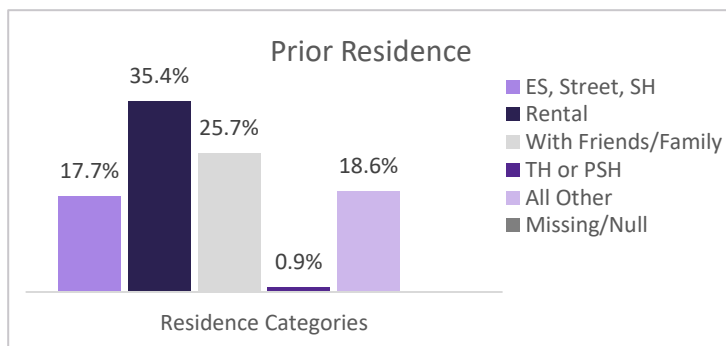


There were 100 households in the CoC, including: 65 households without children (containing 70 individuals), 35 households with both adults and children (containing 43 adults and 50 children), and no households of only unaccompanied minors (under 18 years of age)ⁱⁱⁱ.

By gender, providers in the CoC served 86 (52.8%) women and 77 (47.2%) men.

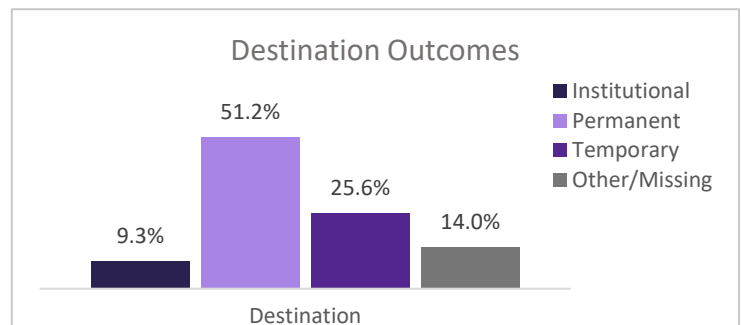
The racial and ethnic breakdown of those served included: 147 (90.2%) White, 3 (1.8%)

Black or African-American, 1 (0.6%) Asian, 5 (3.1%) American Indian or Alaskan Native, and 6 (3.7%) Multiple Races. 6 (3.7%) individuals identified as Hispanic/Latino regardless of race.



Out of 113 adults or heads of household, 20 (17.7%) indicated a prior residence of Emergency Shelter, the streets, or Safe Haven. Of these clients, 13 (11.5%) reported no previous episodes of homelessness within the last three years. 3 (2.7%), 1 (0.9%), and 2 (1.8%) reported that they had been homeless 2, 3, or 4+ times (respectively) during the same time frame. 1 (0.9%) did not report on this data element.

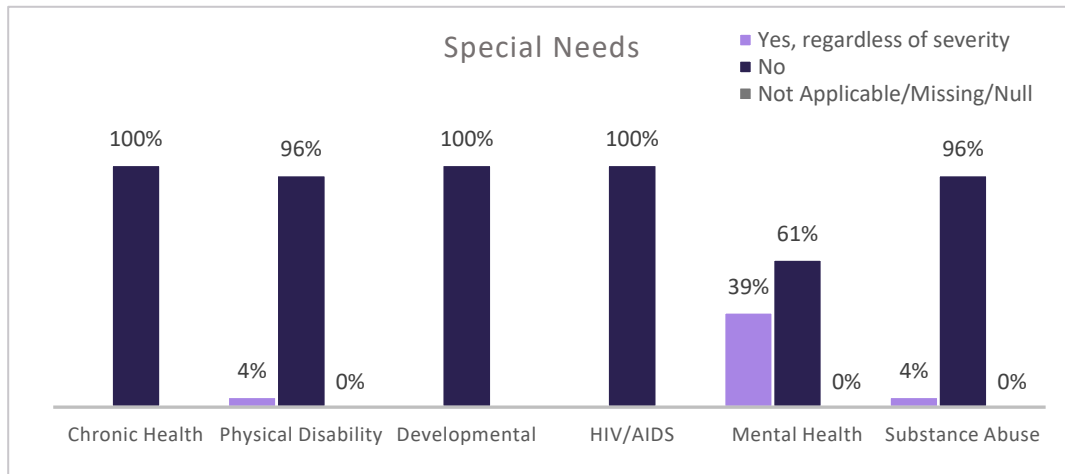
For the adults or heads of household who were in program a year or more and received an annual assessment (9), 1 (11.1%) saw an increase in income (cash and cash benefits) between admission and the most recent update, while 7 (77.8%) saw no change in income that was initially higher than zero^{iv}.



The total number of individuals discharged during the quarter was 43, which included 34 adults and 9 children. 22 (51.2%) were discharged to a permanent

destination. Income for 1 (2.9%) clients over 18 rose between admission and discharge, while 29 (85.3%) maintained stable income of greater than zero.

Special Needs – HUD and HHS Funded Programs Only



57.1% of adults (8/14) and 22.2% of children (2/9) in HUD or HHS funded programs self-reported at least one physical, emotional, or other health condition *regardless of whether the condition had become serious enough to be disabling*. When taking severity of condition into account,

5 adults reported conditions that met the criteria to be considered a disability.

Sub-Populations – All Programs

1 out of every 3.5 adults receiving services this quarter was a veteran (28.6%).

Data quality and completeness play a major role in ensuring that the System Performance Measures accurately reflect the work being done within the CoC. CARES routinely tracks the health of HMIS data and this information may be found at www.caresny.org.

ⁱ Data breakdowns for subsequent categories may total less than this number due to differences in data reporting across funders, as well as data completeness. Information on **reporting methodology** and on **data completeness**, may be found at www.caresny.org

ⁱⁱ For the purposes of this report, any RRH enrollments are considered residential.

ⁱⁱⁱ Data based on current age and household composition, which may differ from information reported at admission

^{iv} This measure includes individuals across all project types

Projects Included in Report

NY-520 - Franklin County CoC

Emergency Shelter

Citizen Advocates - Homeless Apartment Program

Essex County DSS Hotel/Motel

Franklin County DSS Hotel/Motel Program

PH - Permanent Supportive Housing

FCCHC - CoC Housing Program

FCCHC LEsperance