

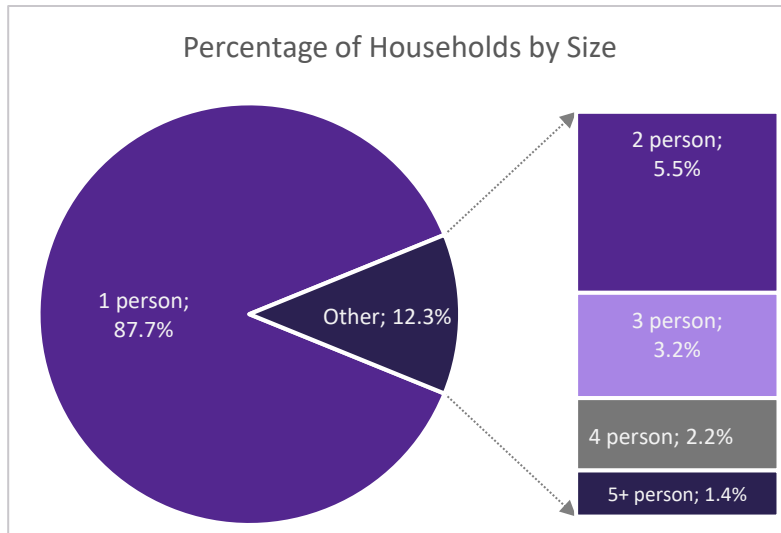
Quarterly Report

NY-507 - Schenectady City & County CoC

1/1/2017-3/31/2017

Overview – All Programs

Between 1/1/2017 and 3/31/2017, providers in the Schenectady City & County CoC served 2297 people experiencing or at risk of experiencing homelessnessⁱ. Residential programs served 1324 people, and 1049 people were served in supportive services only programsⁱⁱ.

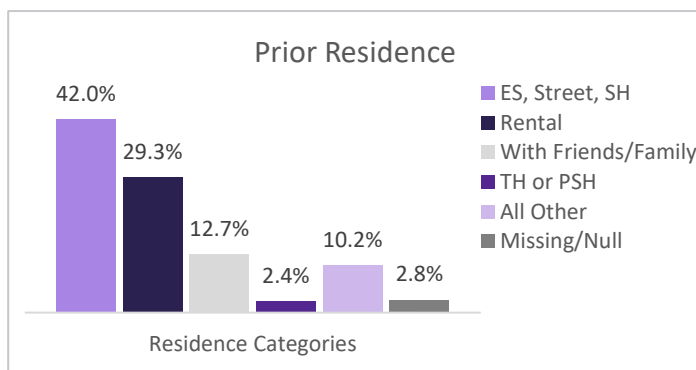


There were 1834 households in the CoC, including: 1594 households without children (containing 1614 individuals), 200 households with both adults and children (containing 254 adults and 368 children), and 40 households of only unaccompanied minors (under 18 years of age), containing 61 minorsⁱⁱⁱ.

By gender, providers in the CoC served 1048 (45.6%) women, 1244 (54.2%) men and 4 (0.2%) trans-identified individuals.

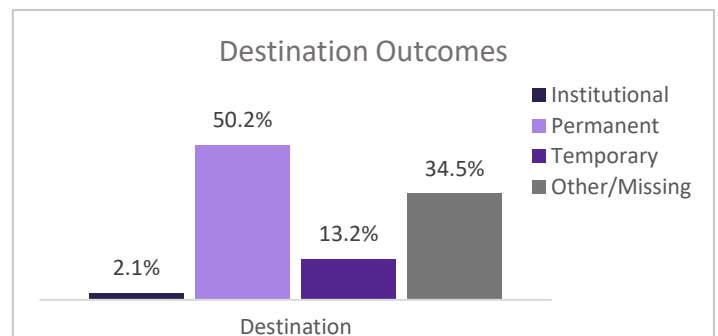
The racial and ethnic breakdown of those served included: 993 (43.2%) White, 1105 (48.1%) Black or African-American, 21 (0.9%) Asian, 17 (0.7%) Native Hawaiian or Other Pacific Islander, 35 (1.5%) American Indian or Alaskan Native, and 102 (4.4%) Multiple Races. 349 (15.2%) individuals identified as Hispanic/Latino regardless of race.

The racial and ethnic breakdown of those served included: 993 (43.2%) White, 1105



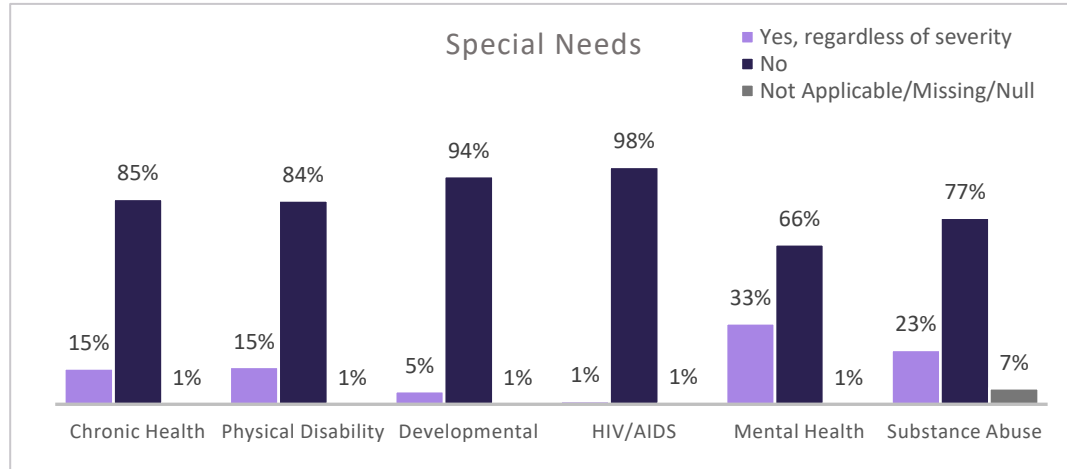
Out of 1889 adults or heads of household, 794 (42.0%) indicated a prior residence of Emergency Shelter, the streets, or Safe Haven. Of these clients, 412 (21.8%) reported no previous episodes of homelessness within the last three years. 136 (7.2%), 51 (2.7%), and 142 (7.5%) reported that they had been homeless 2, 3, or 4+ times (respectively) during the same time frame. 110 (5.8%) did not report on this data element.

For the adults or heads of household who were in program a year or more and received an annual assessment (133), 82 (61.7%) saw an increase in income (cash and cash benefits) between admission and the most recent update, while 36 (27.1%) saw no change in income that was initially higher than zero^{iv}.



The total number of individuals discharged during the quarter was 675, which included 473 adults and 202 children. 339 (50.2%) were discharged to a permanent destination. Income for clients over 18 years of age increased between admission and discharge for 22 (4.7%), while 292 (61.7%) maintained stable income of greater than zero.

Special Needs – HUD and HHS Funded Programs Only



65.2% of adults (447/686) and 9.2% of children (21/229) in HUD or HHS funded programs self-reported at least one physical, emotional, or other health condition *regardless of whether the condition had become serious enough to be disabling*. Among those reporting

multiple conditions, the most significant comorbidity was Mental Health and Substance Use (136). When taking severity of condition into account, 294 adults reported conditions that met the criteria to be considered a disability.

Sub-Populations – All Programs

81 (11.8%) individuals over 18 met the criteria for chronic homelessness at the time of project entry.^v 1 out of every 6.1 adults receiving services this quarter was a veteran (16.3%). Out of the 112 veterans served, 49 (43.8%) reported a disabling condition and 7 (6.3%) met the criteria for chronic homelessness at admission.

Data quality and completeness play a major role in ensuring that the System Performance Measures accurately reflect the work being done within the CoC. CARES routinely tracks the health of HMIS data and this information may be found at www.caresny.org.

ⁱ Data breakdowns for subsequent categories may total less than this number due to differences in data reporting across funders, as well as data completeness. Information on **reporting methodology** and on **data completeness**, may be found at www.caresny.org

ⁱⁱ For the purposes of this report, any RRH enrollments are considered residential. Persons are counted in Residential **and** in Supportive Services Only if served by both types of services during the quarter.

ⁱⁱⁱ Data based on current age and household composition, which may differ from information reported at admission

^{iv} This measure includes individuals across all project types

Please note that HMIS began using HUD's new definition of chronic homelessness effective 10/1/2015 and all individuals in program on or after that date are measured using this new definition, even if their program start date was prior to the change in definition taking effect.

Projects Included in Report

NY-507 - Schenectady City & County CoC

Day Shelter

BH STEHP Emergency Services Program

Emergency Shelter

Bethesda House Emergency Veterans Initiative

City Mission of Schenectady Family Life Center

City Mission of Schenectady Shelter

Safe Inc of Sch'dy - SAFE House

SCDSS - Home Connections Family

SCDSS - Schen Co - Home Connections ES

PH - Permanent Supportive Housing

Bethesda House Liberty House

Bethesda House Lighthouse

Bethesda House Pathways To The Future

Mohawk Opportunities Continuum of Care Program - 14 Unit

Mohawk Opportunities Permanent Housing for Chronically Homeless - 8 bed

Mohawk Opportunities Permanent Supported Housing Program - CoC 6 bed

New Choices Recovery Center Shelter Plus Care -DUP09A

New Choices Recovery Center Shelter Plus Care -DUP09B

SCAP PHP 27

SCAP Shelter Plus Care Program

Schenectady YMCA - SRO

YMCA - Development at Broadway Mod Rehab SRO

YMCA of Schenectady Shelter Plus Care -DUP09A

YMCA of Schenectady Shelter Plus Care -DUP09B

YMCA Supported Housing

YWCA Schenectady Rosa's House

YWCA Schenectady Rosa's House Expansion

PH - Rapid Re-Housing

Bethesda House of Schenectady HOME Rapid Re-housing

BH STEHP Rapid Re-Housing

SCAP - CoC Rapid Re-Housing

SCAP STEHP Rapid Rehousing

RPC SSVF Program Rapid Rehousing

Transitional Housing

City Mission of Schenectady Transitional Housing

SCAP Sojourn House

Homelessness Prevention

Bethesda House of Schenectady HOME Prevention
Safe Inc - Community Coaching
SCAP STEHP LEGAL AID Prevention
SCAP STEHP Prevention
SCAP-ESG-Court Advocacy
SCAP-ESG-Court Advocacy Prevention LASH
Bethesda House of Schenectady HOME Prevention
RPC SSVF Prevention
Services Only Program
Bethesda House Day Program Drop-in Center
Bethesda House Rep Payee Program
LASH Schenectady
SCAP Emergency Shelter Grant
SCAP Supportive Housing Solutions
SCDSS - Schen Co - Home Connections CM
Street Outreach
CAPTAIN RHY Outreach
Coordinated Assessment
BH-Schenectady Coordinated Entry