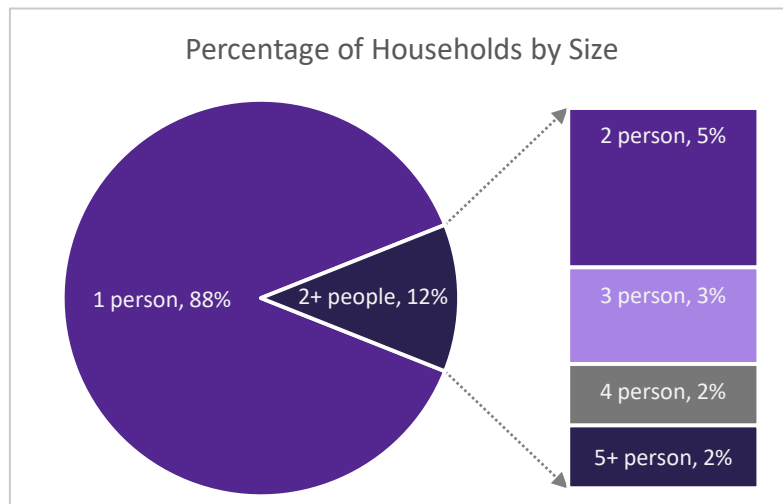


NY-507 - Schenectady City & County CoC

7/1/2016-9/30/2016

Overview – All Programs

Between 7/1/2016 and 9/30/2016, providers in the Schenectady City & County CoC served 2150 people experiencing or at risk of experiencing homelessnessⁱ. 1142 people were served in residential programs, with an additional 1007 served in supportive services only programsⁱⁱ.

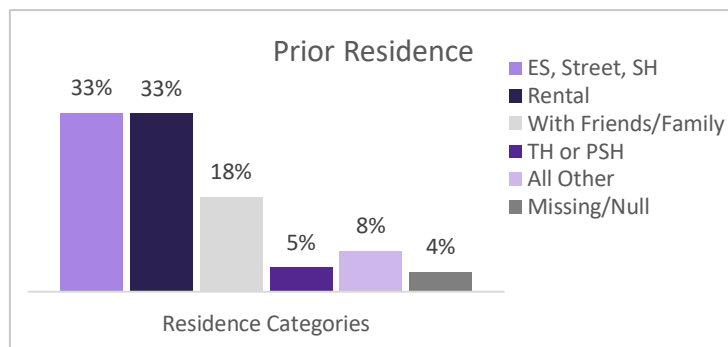


There were 1701 households in the CoC, including 1472 households without children (containing 1502 individuals), 179 households with adults and children (containing 231 adults and 366 children), and 50 households with 51 unaccompanied minorsⁱⁱⁱ.

By gender, providers in the CoC served 990 (46%) women, 1150 (53%) men and 10 (0.5%) trans-identified individuals.

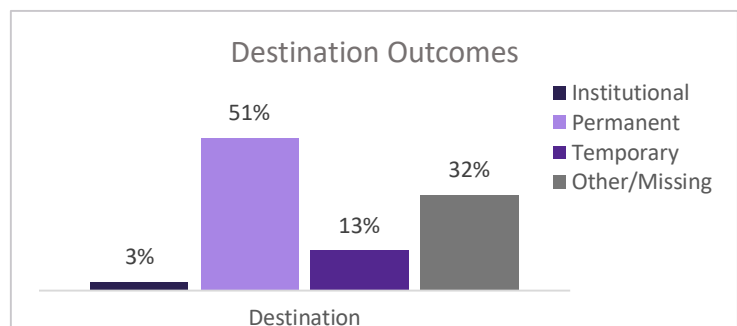
The racial and ethnic breakdown of those served included 1003 (47%) White, 960 (45%)

Black or African-American, 22 (1.0%) Asian, 18 (0.8%) Native Hawaiian or Other Pacific Islander, 28 (1.3%) American Indian or Alaskan Native, and 91 (4%) Multiple Races. 303 (14%) individuals identified as Hispanic/Latino regardless of race.



Of 1777 adults or heads of household, 590 (33%) indicated a prior residence of Emergency Shelter, the streets or Safe Haven. Of these clients, 302 (51%) reported no previous episodes of homelessness within the last three years while 110 (19%), 38 (6%), and 92 (16%) had been homeless 2, 3, or 4+ times (respectively) during the same time frame. 107 (18%) did not report on this data element.

For those adults or heads of household who were in program a year or more and received an annual assessment (112), 51 (46%) saw an increase in income (cash and cash benefits) between admission and the most recent update. An additional 35 (31%) saw no change in income that was initially higher than zero^{iv}.

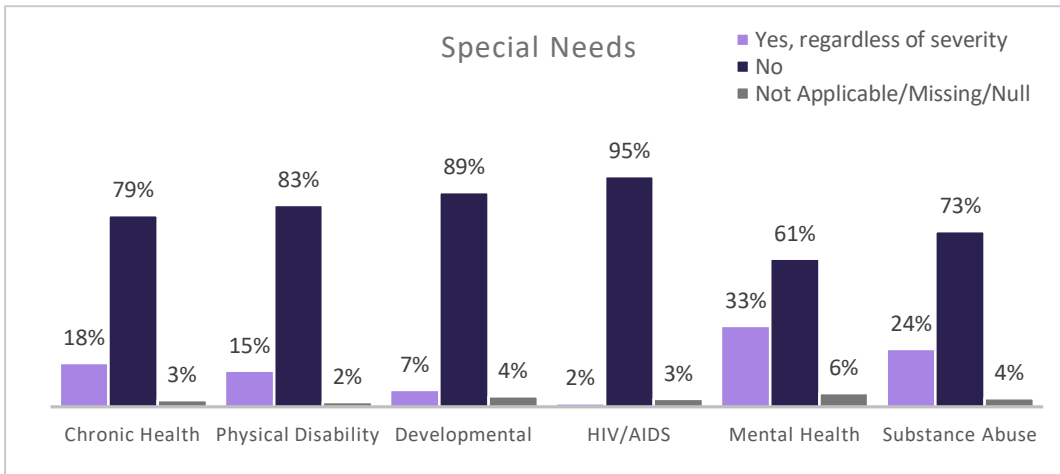


The total number of individuals discharged during the quarter was 513, which included 354 adults and 159 children. 264 (51%) individuals

were discharged to a permanent destination. Income for 15 (4%) clients over 18 rose between admission and discharge while 127 (36%) maintained stable income of greater than zero.

Special Needs – HUD and HHS Funded Programs Only

59% of adults (442/752) and 18% of children (47/261) in HUD or HHS funded programs self-reported at least



one physical, emotional, or other health condition *regardless of whether the condition had become serious enough to be disabling*. Among those reporting multiple conditions, the most significant comorbidity was Mental Health and Substance Use (153). When taking severity of condition

into account, 327 adults reported conditions that met the criteria to be considered a disability.

Sub-Populations – All Programs

53 (3%) individuals over 18 met the criteria for chronic homelessness at the time of project entry. *Please note that HMIS began using HUD’s new definition of chronic homelessness effective 10/1/2015 and all individuals in program on or after that date are measured using this new definition, even if their program start date was prior to the change in definition taking effect.*

1 out of every 11 adults receiving services this quarter was a veteran (9%). Out of the 161 veterans served, 61 (38%) reported a disabling condition and 6 (4%) met the criteria for chronic homelessness at admission.

System Performance Measures – All Programs

On 1/1/16, HUD released 7 new System Performance Measures intended to leverage HMIS data in order to inform planning and track outcomes at the CoC-level. The measures will assist with assessing the overall success of community efforts to address, divert and end homelessness and include: number of homeless persons; number of first-time episodes of homelessness; length of time persons remain homeless; job and income growth during program stays and/or at discharge; placement in permanent destinations; returns to homelessness/recidivism. Additionally, these measures will play an important part in receiving and retaining Federal funding through the CoC Grant Competition.

Data quality and completeness play a major role in ensuring that the System Performance Measures accurately reflect the work being done within the CoC. CARES routinely tracks the health of HMIS data and this information may be found at www.caresny.org.

ⁱ Data breakdowns for subsequent categories may total less than this number due to differences in data reporting across funders, as well as data completeness. Information on **reporting methodology** and on **data completeness**, may be found at www.caresny.org

ⁱⁱ For the purposes of this report, any RRH enrollments are considered residential

ⁱⁱⁱ Data based on current age and household composition, which may differ from information reported at admission

^{iv} This measure includes individuals across all project types

Projects Included in Report

Day Shelter

BH STEHP Emergency Services Program

Emergency Shelter

Bethesda House Emergency Veterans Initiative

City Mission of Schenectady Family Life Center

City Mission of Schenectady Shelter

Safe Inc of Sch'dy - SAFE House

SCDSS - Home Connections Family

SCDSS - Schen Co - Home Connections ES

PH - Permanent Supportive Housing

Bethesda House Liberty House

Bethesda House Lighthouse

Bethesda House Pathways To The Future

Mohawk Opportunities Continuum of Care Program - 14 Unit

Mohawk Opportunities Permanent Housing for Chronically Homeless - 8 bed

Mohawk Opportunities Permanent Supported Housing Program - CoC 6 bed

New Choices Recovery Center Shelter Plus Care -DUP09A

New Choices Recovery Center Shelter Plus Care -DUP09B

SCAP PHP 27

SCAP Shelter Plus Care Program

Schenectady YMCA - SRO

YMCA - Development at Broadway Mod Rehab SRO

YMCA of Schenectady Shelter Plus Care -DUP09A

YMCA of Schenectady Shelter Plus Care -DUP09B

YMCA Supported Housing

YWCA Schenectady Rosa's House

YWCA Schenectady Rosa's House Expansion

Transitional Housing

City Mission of Schenectady Transitional Housing

SCAP Sojourn House

Homelessness Prevention

RPC SSVF Prevention

SCAP STEHP LEGAL AID Prevention

SCAP STEHP Prevention

SCAP-ESG-Court Advocacy

SCAP-ESG-Court Advocacy Prevention LASH

PH - Rapid Re-Housing

BH STEHP Rapid Re-Housing

RPC SSVF Program Rapid Rehousing

SCAP Rapid Re-Housing

Services Only Program

Bethesda House Day Program Drop-in Center

LASH Schenectady

SCAP Emergency Shelter Grant

SCAP Supportive Housing Solutions

SCDSS - Schen Co - Home Connections CM

Street Outreach

CAPTAIN RHY Outreach

Coordinated Assessment

Schenectady Coordinated Entry