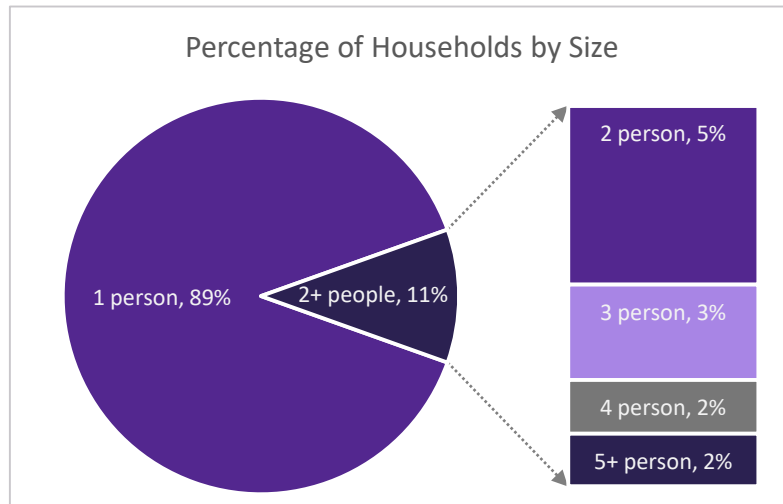


## NY-503 - Albany City & County CoC

7/1/2016-9/30/2016

### Overview – All Programs

Between 7/1/2016 and 9/30/2016, providers in the Albany City & County CoC served 4601 people experiencing or at risk of experiencing homelessness<sup>i</sup>. 1740 people were served in residential programs, with an additional 2861 served in supportive services only programs<sup>ii</sup>.

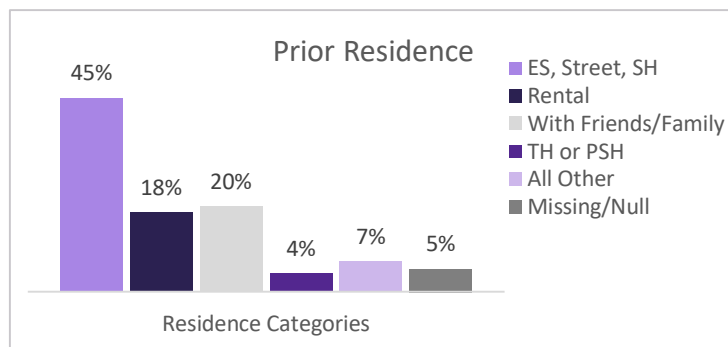


There were 3796 households in the CoC, including 3245 households without children (containing 3283 individuals), 353 households with adults and children (containing 420 adults and 659 children), and 198 households with 239 unaccompanied minors<sup>iii</sup>.

By gender, providers in the CoC served 1952 (42%) women, 2569 (56%) men and 37 (0.8%) trans-identified individuals.

The racial and ethnic breakdown of those served included 1634 (36%) White, 2445 (53%)

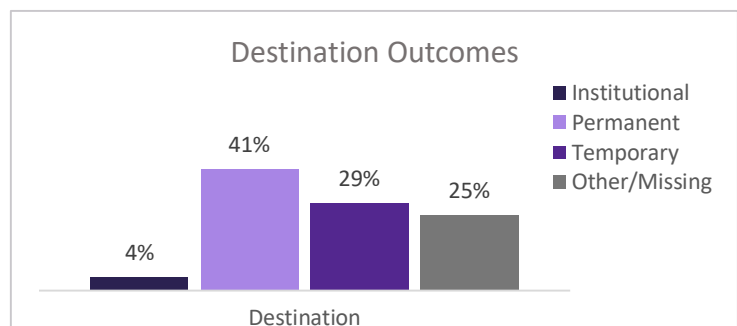
Black or African-American, 16 (0.3%) Asian, 24 (0.5%) Native Hawaiian or Other Pacific Islander, 95 (2.1%) American Indian or Alaskan Native, and 134 (3%) Multiple Races. 598 (13%) individuals identified as Hispanic/Latino regardless of race.



Of 3862 adults or heads of household, 1737 (45%) indicated a prior residence of Emergency Shelter, the streets or Safe Haven. Of these clients, 907 (52%) reported no previous episodes of homelessness within the last three years while 285 (16%), 151 (9%), and 279 (16%) had been homeless 2, 3, or 4+ times (respectively) during the same time frame. 115 (7%) did not report on this data element.

For those adults or heads of household who were in program a year or more and received an annual assessment (285), 157 (55%) saw an increase in income (cash and cash benefits) between admission and the most recent update. An additional 63 (22%) saw no change in income that was initially higher than zero<sup>iv</sup>.

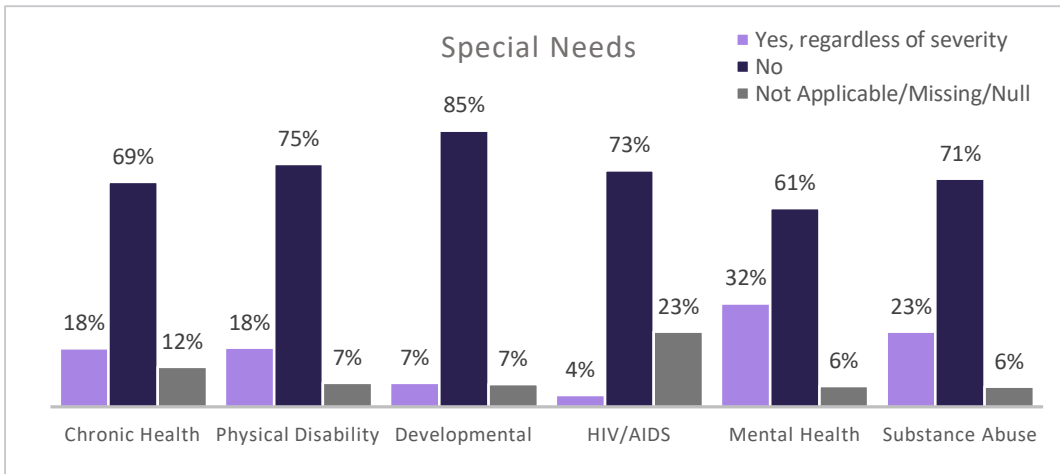
The total number of individuals discharged during the quarter was 678, which included 518 adults and 160 children. 277 (41%) individuals



were discharged to a permanent destination. Income for 42 (8%) clients over 18 rose between admission and discharge while 204 (39%) maintained stable income of greater than zero.

### **Special Needs – HUD and HHS Funded Programs Only**

53% of adults (1739/3291) and 21% of children (122/590) in HUD or HHS funded programs self-reported at



least one physical, emotional, or other health condition *regardless of whether the condition had become serious enough to be disabling.* Among those reporting multiple conditions, the most significant comorbidity was Mental Health and Substance Use (548). When taking severity of

condition into account, 1343 adults reported conditions that met the criteria to be considered a disability.

### **Sub-Populations – All Programs**

216 (6%) individuals over 18 met the criteria for chronic homelessness at the time of project entry. *Please note that HMIS began using HUD’s new definition of chronic homelessness effective 10/1/2015 and all individuals in program on or after that date are measured using this new definition, even if their program start date was prior to the change in definition taking effect.*

1 out of every 11 adults receiving services this quarter was a veteran (9%). Out of the 350 veterans served, 216 (62%) reported a disabling condition and 25 (7%) met the criteria for chronic homelessness at admission.

### **System Performance Measures – All Programs**

On 1/1/16, HUD released 7 new System Performance Measures intended to leverage HMIS data in order to inform planning and track outcomes at the CoC-level. The measures will assist with assessing the overall success of community efforts to address, divert and end homelessness and include: number of homeless persons; number of first-time episodes of homelessness; length of time persons remain homeless; job and income growth during program stays and/or at discharge; placement in permanent destinations; returns to homelessness/recidivism. Additionally, these measures will play an important part in receiving and retaining Federal funding through the CoC Grant Competition.

Data quality and completeness play a major role in ensuring that the System Performance Measures accurately reflect the work being done within the CoC. CARES routinely tracks the health of HMIS data and this information may be found at [www.caresny.org](http://www.caresny.org).

<sup>i</sup> Data breakdowns for subsequent categories may total less than this number due to differences in data reporting across funders, as well as data completeness. Information on **reporting methodology** and on **data completeness**, may be found at [www.caresny.org](http://www.caresny.org)

<sup>ii</sup> For the purposes of this report, any RRH enrollments are considered residential

<sup>iii</sup> Data based on current age and household composition, which may differ from information reported at admission

<sup>iv</sup> This measure includes individuals across all project types

## **Projects Included in Report**

### Day Shelter

IPH - Sheridan Hollow

### Emergency Shelter

Albany County DSS - Motel Placements

Equinox- House For Youth

IPH - Emergency Shelter

IPH - Safe Haven

Marillac Shelter

Mercy House

SPARC Morton Avenue Shelter

St. Charles Lwanga Center

### PH - Permanent Supportive Housing

AHC - 334 Clinton Ave

AHC - S plus C for Chronically Homeless Vets 2007

AHC - S plus C for Homeless Vets with Disabilities

AHC - WALTER STREET RESIDENCE

Albany Housing Authority- Albany County Department of Mental Health Tenant Based Rental Assistance

Albany SAIL

Albany VASH - Albany VISN

CARES Apartments - Other Funding Sources

Cares- Project Based Rental Assistance for Homeless Persons Living With HIV/AIDS

Cares- Shelter Plus Care Program for Persons with Disabilities

Cares- Tenant Based Rental Assistance for Homeless Persons with Disabilities

CCHO - Scattersite

Community Living Associates- 100 Clinton Avenue

Damien Center of Albany Shelter Plus Care

DePaul II SHP

DePaul Residence

HAC - SRO

HATAS - Pathways Project

HATAS - Pathways Project 2

HATAS - S Plus C Program

Hope House Shelter Plus Care

IPH - Hope Through Housing

IPH - Sheridan Ave Housing Project - NEW

IPH- Sheridan Ave Housing Project II

SPARC Shelter Plus Care

Support Ministries - Arvilla House

Support Ministries - Project HELP

Supported Housing Plus
Waldorf Residence
<b>Transitional Housing</b>
ACCA-Vista House
AHC - Community Contract Beds
AHC - OPERATIONS AT 280 CLINTON AVENUE
AHC - VETERANS HOUSE-ADDITION
AHC - VETERANS HOUSE-MAIN
CMS - TLP - Apartment Program
CMS - TLP - Joyce Center
Equinox - Transitional Living
Equinox- Project Independence
Mercy House Transitional
<b>Homelessness Prevention</b>
AHC - SSVF Homeless Prevention
City of Albany ESG- LASH - ESG Prevention
City of Albany ESG- UTA - ESG
<b>PH - Rapid Re-Housing</b>
AHC - SSVF Rapid Rehousing
Albany County STEHP - LASH Rapid Re-Housing
HATAS STEHP Rapid Rehousing
<b>Services Only Program</b>
AHC - CASE MANAGEMENT & ASSESSMENT
DVLASH
<b>Street Outreach</b>
HAC - STEHP Van Outreach
St. Anne Partnerships for Youth Empowerment