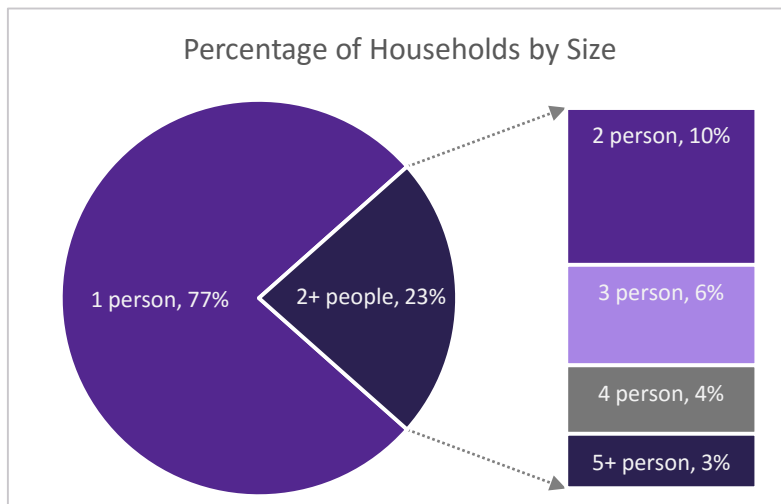


## NY-512 - Troy/Rensselaer County CoC

4/1/2016-6/30/2016

### Overview – All Programs

Between 4/1/2016 and 6/30/2016, providers in the Troy/Rensselaer County CoC served 1082 people experiencing or at risk of experiencing homelessness<sup>i</sup>. 919 people were served in residential programs, with an additional 163 served in supportive services only programs<sup>ii</sup>.

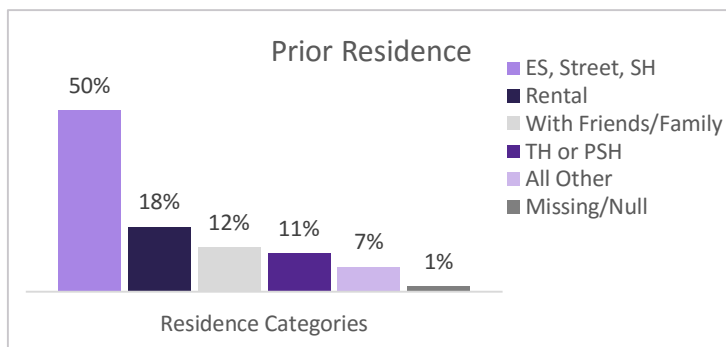


There were 723 households in the CoC, including 570 households without children (containing 601 individuals), 143 households with adults and children (containing 188 adults and 281 children), and 10 households with 12 unaccompanied minors<sup>iii</sup>.

By gender, providers in the CoC served 568 (52%) women, 510 (47%) men and 3 (0.3%) trans-identified individuals.

The racial and ethnic breakdown of those served included 621 (57%) White, 381 (35%)

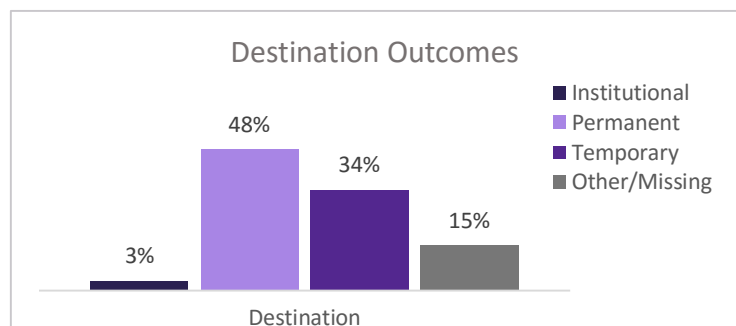
Black or African-American, 3 (0.3%) Asian, 6 (0.6%) Native Hawaiian or Other Pacific Islander, 4 (0.4%) American Indian or Alaskan Native, and 49 (5%) Multiple Races. 113 (10%) individuals identified as Hispanic/Latino regardless of race.



Of 791 adults or heads of household, 399 (50%) indicated a prior residence of Emergency Shelter, the streets or Safe Haven. Of these clients, 87 (22%) reported no previous episodes of homelessness within the last three years while 66 (17%), 34 (9%), and 107 (27%) had been homeless 2, 3, or 4+ times (respectively) during the same time frame. 105 (26%) did not report on this data element.

For those adults or heads of household who were in program a year or more and received an annual assessment (172), 113 (66%) saw an increase in income (cash and cash benefits) between admission and the most recent update. An additional 17 (10%) saw no change in income that was initially higher than zero<sup>iv</sup>.

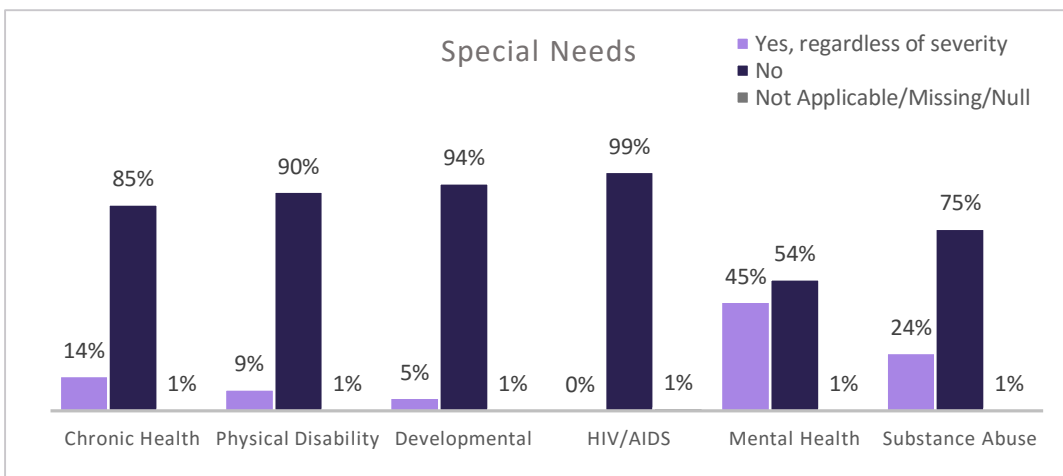
The total number of individuals discharged during the quarter was 191, which included 143 adults and 48 children. 91 (48%) individuals were



discharged to a permanent destination. Income for 11 (8%) clients over 18 rose between admission and discharge while 50 (35%) maintained stable income of greater than zero.

### **Special Needs – HUD and HHS Funded Programs Only**

72% of adults (427/593) and 13% of children (37/281) in HUD or HHS funded programs self-reported at least



one physical, emotional, or other health condition *regardless of whether the condition had become serious enough to be disabling.* Among those reporting multiple conditions, the most significant comorbidity was Mental Health and Substance Use (169). When taking severity of condition

into account, 363 adults reported conditions that met the criteria to be considered a disability.

### **Sub-Populations – All Programs**

63 (8%) individuals over 18 met the criteria for chronic homelessness at the time of project entry. *Please note that HMIS began using HUD’s new definition of chronic homelessness effective 10/1/2015 and all individuals in program on or after that date are measured using this new definition, even if their program start date was prior to the change in definition taking effect.*

1 out of every 20 adults receiving services this quarter was a veteran (5%). Out of the 39 veterans served, 31 (79%) reported a disabling condition and 5 (13%) met the criteria for chronic homelessness at admission.

### **System Performance Measures – All Programs**

On 1/1/16, HUD released 7 new System Performance Measures intended to leverage HMIS data in order to inform planning and track outcomes at the CoC-level. The measures will assist with assessing the overall success of community efforts to address, divert and end homelessness and include: number of homeless persons; number of first-time episodes of homelessness; length of time persons remain homeless; job and income growth during program stays and/or at discharge; placement in permanent destinations; returns to homelessness/recidivism. Additionally, these measures will play an important part in receiving and retaining Federal funding through the CoC Grant Competition.

Data quality and completeness play a major role in ensuring that the System Performance Measures accurately reflect the work being done within the CoC. CARES routinely tracks the health of HMIS data and this information may be found at [www.caresny.org](http://www.caresny.org).

<sup>i</sup> Data breakdowns for subsequent categories may total less than this number due to differences in data reporting across funders, as well as data completeness. Information on **reporting methodology** and on **data completeness**, may be found at [www.caresny.org](http://www.caresny.org)

<sup>ii</sup> For the purposes of this report, any RRH enrollments are considered residential

<sup>iii</sup> Data based on current age and household composition, which may differ from information reported at admission

<sup>iv</sup> This measure includes individuals across all project types

## **Projects Included in Report**

### **Emergency Shelter**

JH - Code Blue

JH Emergency Shelter

St. Paul's Center

St. Peter's - Veterans Emergency Housing

### **PH - Permanent Supportive Housing**

JH - Consolidated

JH - Supported Housing #1

JH Bethune

St. Peter's - Residence

St. Peter's - Shelter Plus Care THA SP

St. Peter's - SHP

UH 625 LTS Supported Housing

UH 625 MRT Supported Housing

UH 625 Supported Housing

UH 800

UH 808

UH 808-Bethune Program

UH THA 1234

UH THA 1234 - Josephs House CHAP

UH THA 1234 - Unity House

UH THA 1234 - YWCA

YWCA Apartment Program

YWCA GCR Family Apartment Program

YWCA of Troy Cohoes - SRO Permanent

YWCA of Troy Cohoes Section 8 Mod Rehab

### **Homelessness Prevention**

City of Troy ESG

City of Troy ESG - TAUM Prevention

City of Troy ESG Prev – CCTCS Roarke Center

LASH City of Troy ESG Prevention

LASH Unity House STEHP Prevention

YWCA - City of Troy Prevention

YWCA Rensselaer STEHP Prevention

### **PH - Rapid Re-Housing**

City of Troy ESG - TAUM Rapid Rehousing

JH STEHP Rapid Rehousing

LASH City of Troy ESG Rapid Re-Housing

St Paul Center - STEHP Rapid Rehousing

Transitional Housing

YWCA GCR Women in Transition

Street Outreach

JH Homeless Outreach