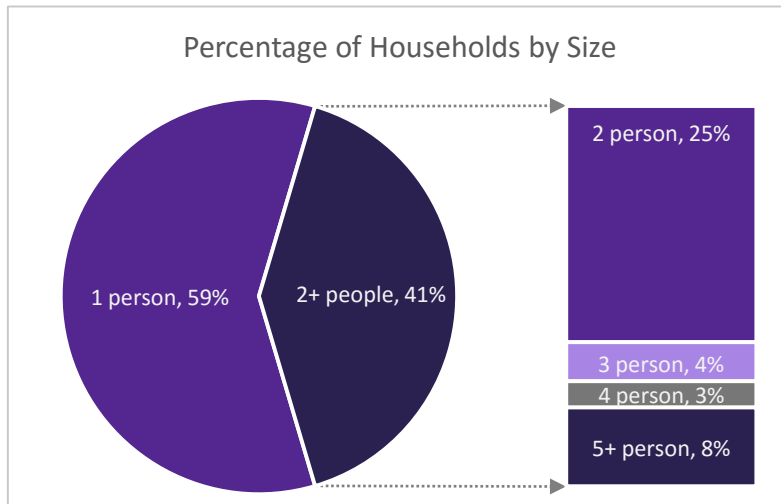


## NY-506 - Fulton Montgomery Schoharie Counties CoC

4/1/2016-6/30/2016

### Overview – All Programs

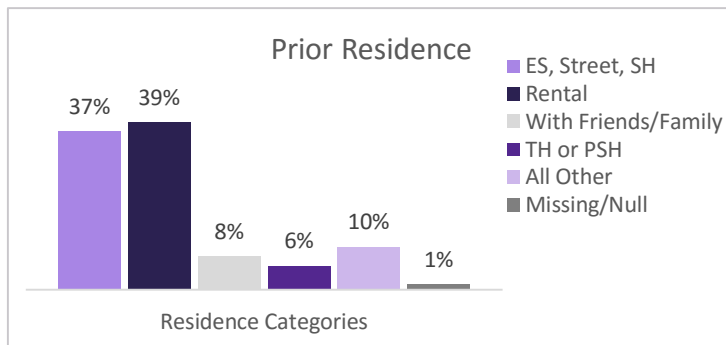
Between 4/1/2016 and 6/30/2016, providers in the Fulton/Montgomery/Schoharie Counties CoC served 131 people experiencing or at risk of experiencing homelessness<sup>i</sup>. 74 people were served in residential programs, with an additional 57 served in supportive services only programs<sup>ii</sup>.



There were 71 households in the CoC, including 51 households without children (containing 62 individuals), 18 households with adults and children (containing 27 adults and 39 children), and 2 households with 3 unaccompanied minors<sup>iii</sup>.

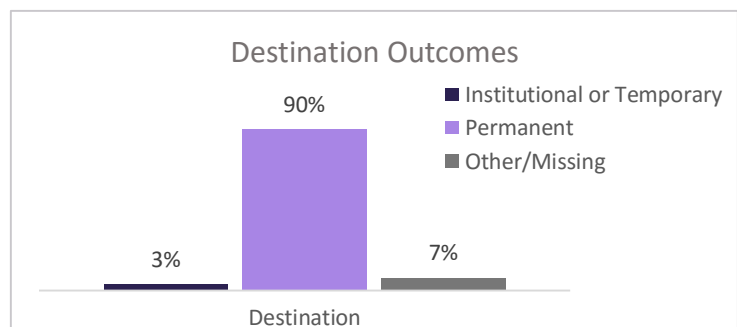
By gender, providers in the CoC served 47 (36%) women, 84 (64%) men and 0 (0.0%) trans-identified individuals.

The racial and ethnic breakdown of those served included 112 (85%) White, 5 (4%) Black or African-American, 0 (0.0%) Asian, 0 (0.0%) Native Hawaiian or Other Pacific Islander, 1 (0.8%) American Indian or Alaskan Native, and 6 (5%) Multiple Races. 24 (18%) individuals identified as Hispanic/Latino regardless of race.



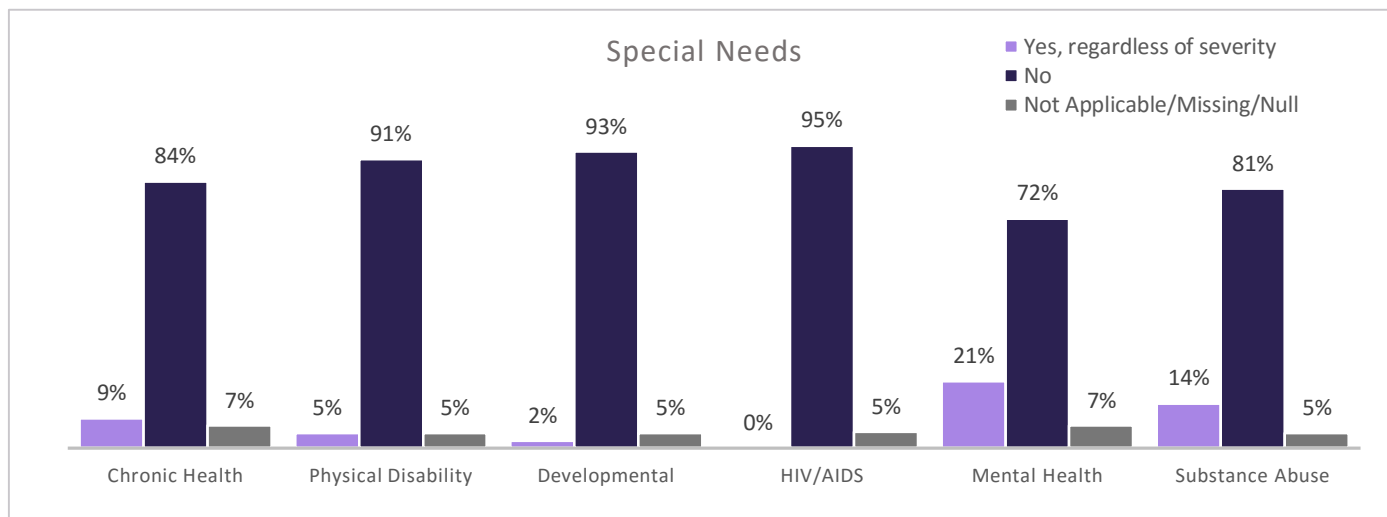
Of 90 adults or heads of household, 33 (37%) indicated a prior residence of Emergency Shelter, the streets or Safe Haven. Of these clients, 35 (106%) reported no previous episodes of homelessness within the last three years while 30 (91%), 4 (12%), and 12 (36%) had been homeless 2, 3, or 4+ times (respectively) during the same time frame. 2 (6%) did not report on this data element.

The total number of individuals discharged during the quarter was 73, which included 46 adults and 27 children. 66 (90%) individuals were discharged to a permanent destination. Income for 4 (9%) clients over 18 rose between admission and discharge while 28 (61%) maintained stable income of greater than zero.



## **Special Needs – HUD and HHS Funded Programs Only**

48% of adults (12/25) and 0% of children (0/18) in HUD or HHS funded programs self-reported at least one physical, emotional, or other health condition *regardless of whether the condition had become serious enough to be disabling*.



When taking severity of condition into account, 2 adults reported conditions that met the criteria to be considered a disability.

## **Sub-Populations – All Programs**

2 (2%) individuals over 18 met the criteria for chronic homelessness at the time of project entry. *Please note that HMIS began using HUD's new definition of chronic homelessness effective 10/1/2015 and **all individuals in program on or after that date** are measured using this new definition, even if their program start date was prior to the change in definition taking effect.*

1 out of every 2 adults receiving services this quarter was a veteran (43%). Out of the 38 veterans served, 5 (13%) reported a disabling condition and 1 (3%) met the criteria for chronic homelessness at admission.

## **System Performance Measures – All Programs**

On 1/1/16, HUD released 7 new System Performance Measures intended to leverage HMIS data in order to inform planning and track outcomes at the CoC-level. The measures will assist with assessing the overall success of community efforts to address, divert and end homelessness and include: number of homeless persons; number of first-time episodes of homelessness; length of time persons remain homeless; job and income growth during program stays and/or at discharge; placement in permanent destinations; returns to homelessness/recidivism. Additionally, these measures will play an important part in receiving and retaining Federal funding through the CoC Grant Competition.

Data quality and completeness play a major role in ensuring that the System Performance Measures accurately reflect the work being done within the CoC. CARES routinely tracks the health of HMIS data and this information may be found at [www.caresny.org](http://www.caresny.org).

<sup>i</sup> Data breakdowns for subsequent categories may total less than this number due to differences in data reporting across funders, as well as data completeness. Information on **reporting methodology** and on **data completeness**, may be found at [www.caresny.org](http://www.caresny.org)

<sup>ii</sup> For the purposes of this report, any RRH enrollments are considered residential

<sup>iii</sup> Data based on current age and household composition, which may differ from information reported at admission

## **Projects Included in Report**

<b>Emergency Shelter</b>
Amsterdam Shelter
Montgomery County DSS Hotel/Motel Placement Program
<b>PH - Permanent Supportive Housing</b>
Amsterdam Housing SRO
<b>Homelessness Prevention</b>
Legal Aid STEHP - Fulton Montgomery Schoharie Prev
RPC SSVF Prevention
<b>PH - Rapid Re-Housing</b>
RPC SSVF Program Rapid Rehousing