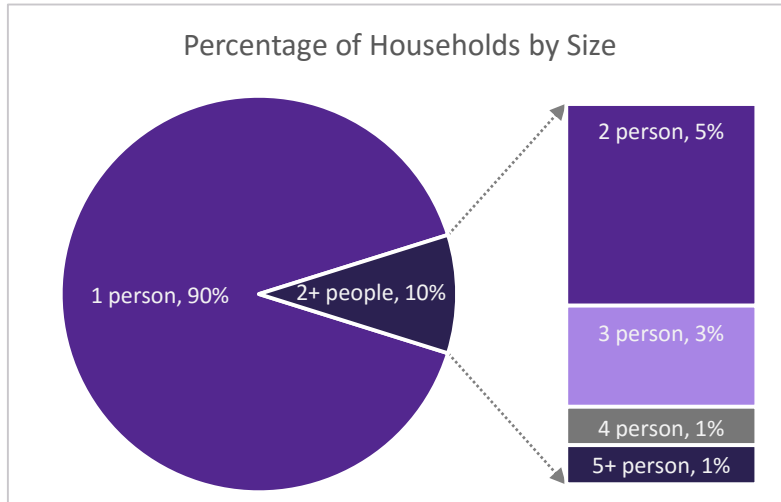


NY-601 - Poughkeepsie/Dutchess County CoC

1/1/2016-3/31/2016

Overview – All Programs

Between 1/1/2016 and 3/31/2016, providers in the Poughkeepsie/Dutchess County CoC served 1337 people experiencing or at risk of experiencing homelessnessⁱ. 1089 people were served in residential programs, with an additional 248 served in supportive services only programsⁱⁱ.

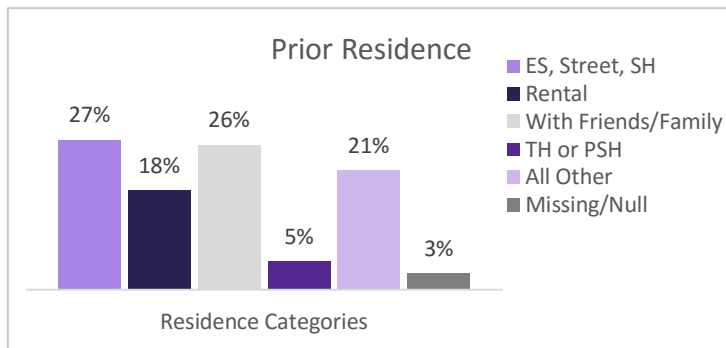


There were 1136 households in the CoC, including 1023 households without children (containing 1061 individuals), 81 households with adults and children (containing 97 adults and 145 children), and 32 households with 34 unaccompanied minorsⁱⁱⁱ.

By gender, providers in the CoC served 537 (40%) women, 799 (60%) men and 1 (0.1%) trans-identified individuals.

The racial and ethnic breakdown of those served included 680 (51%) White, 570 (43%)

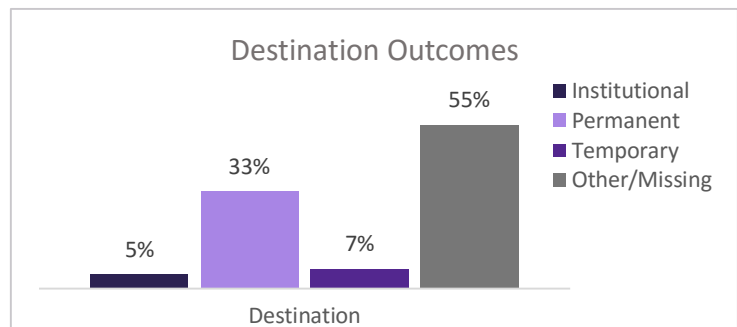
Black or African-American, 2 (0.1%) Asian, 2 (0.1%) Native Hawaiian or Other Pacific Islander, 6 (0.4%) American Indian or Alaskan Native, and 51 (4%) Multiple Races. 171 (13%) individuals identified as Hispanic/Latino regardless of race.



Of 1195 adults or heads of household, 321 (27%) indicated a prior residence of Emergency Shelter, the streets or Safe Haven. Of these clients, 140 (44%) reported no previous episodes of homelessness within the last three years while 86 (27%), 36 (11%), and 33 (10%) had been homeless 2, 3, or 4+ times (respectively) during the same time frame. 26 (8%) did not report on this data element.

For those adults or heads of household who were in program a year or more and received an annual assessment (90), 37 (41%) saw an increase in income (cash and cash benefits) between admission and the most recent update. An additional 31 (34%) saw no change in income that was initially higher than zero^{iv}.

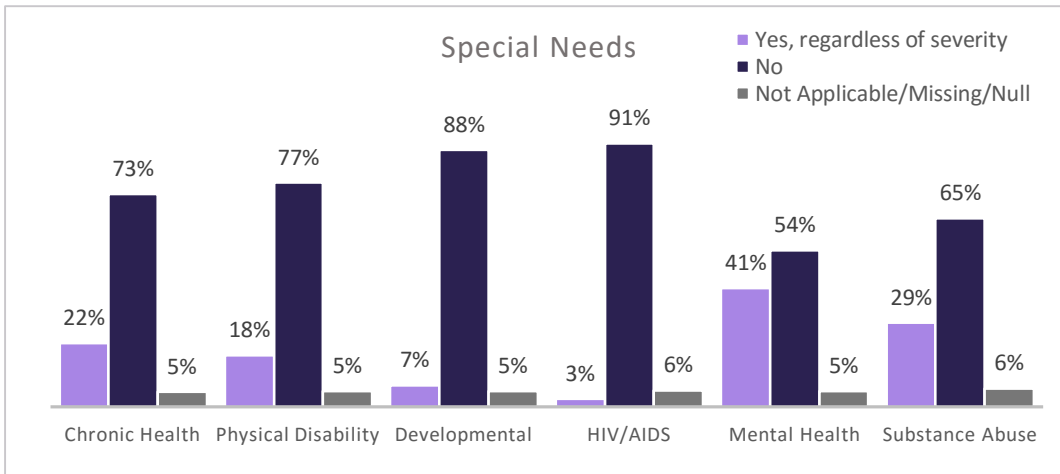
The total number of individuals discharged during the quarter was 337, which included 278 adults and 59 children. 110 (33%) individuals



were discharged to a permanent destination. Income for 20 (7%) clients over 18 rose between admission and discharge while 98 (35%) maintained stable income of greater than zero.

Special Needs – HUD and HHS Funded Programs Only

59% of adults (663/1119) and 15% of children (26/179) in HUD or HHS funded self-reported at least one



physical, emotional, or other health condition *regardless of whether the condition had become serious enough to be disabling.* Among those reporting multiple conditions, the most significant comorbidity was Mental Health and Substance Use (275). When taking severity of condition into account,

458 adults reported conditions that met the criteria to be considered a disability.

Sub-Populations – All Programs

58 (5%) individuals over 18 met the criteria for chronic homelessness at the time of project entry. *Please note that HMIS began using HUD’s new definition of chronic homelessness effective 10/1/2015 and **all individuals in program on or after that date** are measured using this new definition, even if their program start date was prior to the change in definition taking effect.*

1 out of every 10 adults receiving services this quarter was a veteran (10%). Out of the 119 veterans served, 37 (31%) reported a disabling condition and 5 (4%) met the criteria for chronic homelessness at admission.

System Performance Measures – All Programs

On 1/1/16, HUD released 7 new System Performance Measures intended to leverage HMIS data in order to inform planning and track outcomes at the CoC-level. The measures will assist with assessing the overall success of community efforts to address, divert and end homelessness and include: number of homeless persons; number of first-time episodes of homelessness; length of time persons remain homeless; job and income growth during program stays and/or at discharge; placement in permanent destinations; returns to homelessness/recidivism. Additionally, these measures will play an important part in receiving and retaining Federal funding through the CoC Grant Competition.

Data quality and completeness play a major role in ensuring that the System Performance Measures accurately reflect the work being done within the CoC. CARES routinely tracks the health of HMIS data and this information may be found at www.caresny.org.

ⁱ Data breakdowns for subsequent categories may total less than this number due to differences in data reporting across funders, as well as data completeness. Information on **reporting methodology** and on **data completeness**, may be found at www.caresny.org

ⁱⁱ For the purposes of this report, any RRH enrollments are considered residential

ⁱⁱⁱ Data based on current age and household composition, which may differ from information reported at admission

^{iv} This measure includes individuals across all project types

Projects Included in Report

Emergency Shelter

HRH AHEP

HRH Gannett House

HRH River Haven Shelter

HRH Webster House

MHV - DC Vanderbilt

MHV- DC Rose St. Emergency

PATHWAYS Community Support Services Inc.

HRH Webster Overflow

PH - Permanent Supportive Housing

Dutchess MICA Shelter Plus Care

GCI Dutchess MICA Supported

GCI Dutchess VA SH

HRH 60 Catharine Street

HRH 81 Garden St.

HRH Coach

HRH EATS Housing First

HRH e-Bed (SRO)

HRH E-SUB

HRH Home Base I

HRH Liberty Station

HRH Maximize

HRH Noxon Street

HRH Shelter Plus Care

HRH Special Use Beds

MARC MRT OASAS

MARC S plus C 7 Bed

PEOPLE's Dut. Home Project

RSS Dutchess MICA S Plus C

RUPCO HOPWA

PH - Housing Only

MARC Montgomery St.

HRH Cannon Street

Transitional Housing

HRH Hillcrest House

HRH LaGrange House

HRH River Haven TLC

MHV - DC Rose St. SRO

MHV - DC Scattered Site

Homelessness Prevention

HRH SSVF Prevention

HRH STEHP - Prevention

Legal Services of the Hudson Valley STEHP

PH - Rapid Re-Housing

HRH SSVF Rapid Rehousing

HRH STEHP - Rapid Rehousing

HRH Webster House Case Management

Services Only Program

HRH EATS

HRH Follow Through

HRH River Haven ILP

HRH United Way Follow-Through