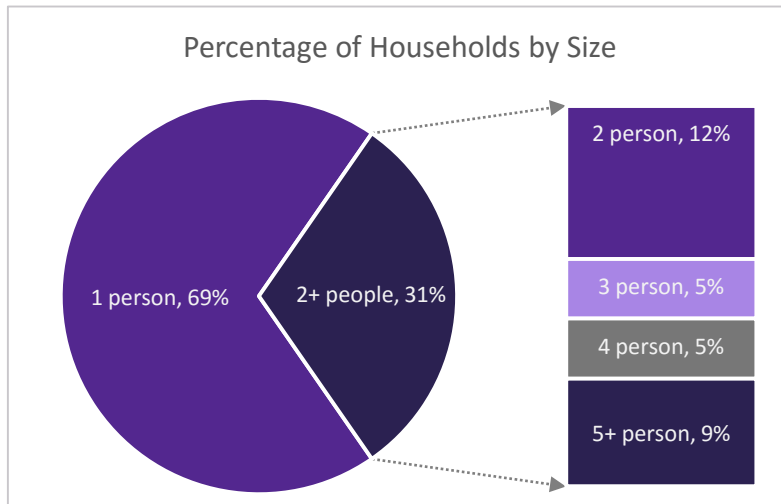


## NY-506 - Fulton Montgomery Schoharie Counties CoC

1/1/2016-3/31/2016

### Overview – All Programs

Between 1/1/2016 and 3/31/2016, providers in the Fulton/Montgomery/Schoharie Counties CoC served 185 people experiencing or at risk of experiencing homelessness<sup>i</sup>. 99 people were served in residential programs, with an additional 86 served in supportive services only programs<sup>ii</sup>.

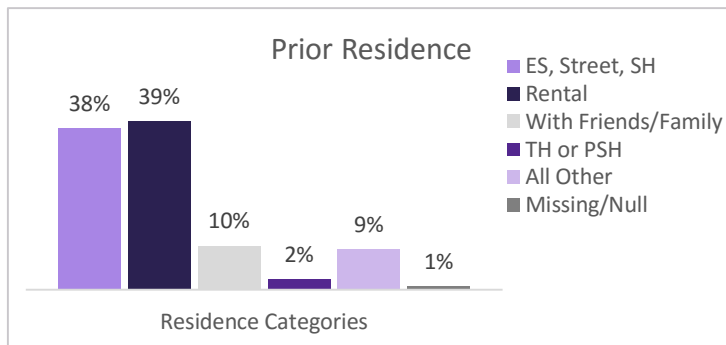


There were 104 households in the CoC, including 80 households without children (containing 89 individuals), 24 households with adults and children (containing 39 adults and 57 children), and 0 households with 0 unaccompanied minors<sup>iii</sup>.

By gender, providers in the CoC served 75 (41%) women, 110 (59%) men and 0 (0.0%) trans-identified individuals.

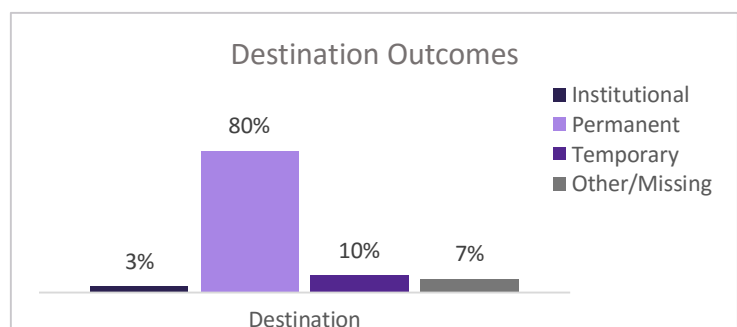
The racial and ethnic breakdown of those served included 149 (81%) White, 16 (9%)

Black or African-American, 0 (0.0%) Asian, 0 (0.0%) Native Hawaiian or Other Pacific Islander, 1 (0.5%) American Indian or Alaskan Native, and 6 (3%) Multiple Races. 48 (26%) individuals identified as Hispanic/Latino regardless of race.



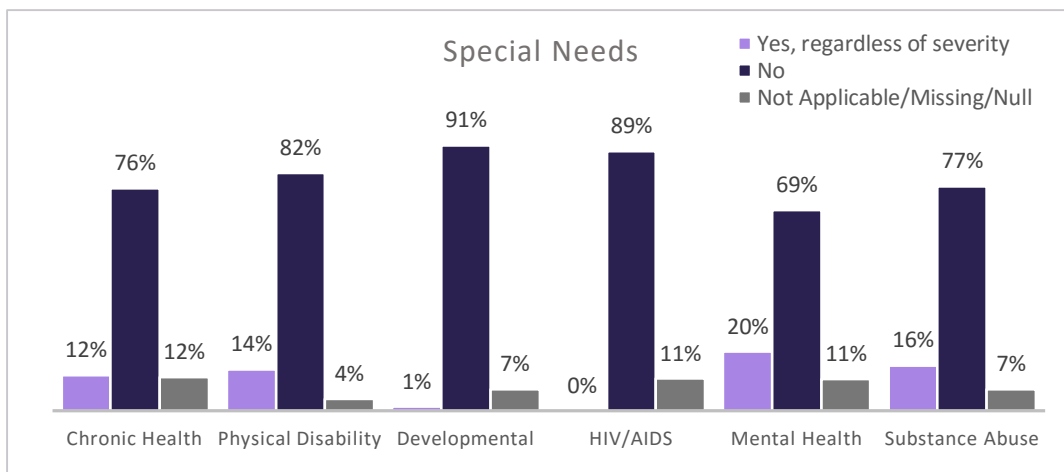
Of 128 adults or heads of household, 47 (37%) indicated a prior residence of Emergency Shelter, the streets or Safe Haven. Of these clients, 16 (34%) reported no previous episodes of homelessness within the last three years while 20 (43%), 8 (17%), and 3 (6%) had been homeless 2, 3, or 4+ times (respectively) during the same time frame.

The total number of individuals discharged during the quarter was 94, which included 65 adults and 29 children. 75 (80%) individuals were discharged to a permanent destination. Income for 10 (15%) clients over 18 rose between admission and discharge while 26 (40%) maintained stable income of greater than zero.



## **Special Needs – HUD and HHS Funded Programs Only**

44% of adults (45/103) and 4% of children (2/45) in HUD or HHS funded self-reported at least one physical, emotional, or other health condition regardless of whether the condition had become serious enough to be disabling. Among those reporting multiple conditions, the most significant comorbidity was Mental Health and Substance Use (11). When taking severity of condition into account,



15 adults reported conditions that met the criteria to be considered a disability.

## **Sub-Populations – All Programs**

0 (0%) individuals over 18 met the criteria for chronic homelessness at the time of project entry. *Please note that HMIS began using HUD's new definition of chronic homelessness effective 10/1/2015 and **all individuals in program on or after that date** are measured using this new definition, even if their program start date was prior to the change in definition taking effect.*

1 out of every 3 adults receiving services this quarter was a veteran (37%). Out of the 47 veterans served, 3 (6%) reported a disabling condition and 0 (0%) met the criteria for chronic homelessness at admission.

## **System Performance Measures – All Programs**

On 1/1/16, HUD released 7 new System Performance Measures intended to leverage HMIS data in order to inform planning and track outcomes at the CoC-level. The measures will assist with assessing the overall success of community efforts to address, divert and end homelessness and include: number of homeless persons; number of first-time episodes of homelessness; length of time persons remain homeless; job and income growth during program stays and/or at discharge; placement in permanent destinations; returns to homelessness/recidivism. Additionally, these measures will play an important part in receiving and retaining Federal funding through the CoC Grant Competition.

Data quality and completeness play a major role in ensuring that the System Performance Measures accurately reflect the work being done within the CoC. CARES routinely tracks the health of HMIS data and this information may be found at [www.caresny.org](http://www.caresny.org).

<sup>i</sup> Data breakdowns for subsequent categories may total less than this number due to differences in data reporting across funders, as well as data completeness. Information on **reporting methodology** and on **data completeness**, may be found at [www.caresny.org](http://www.caresny.org)

<sup>ii</sup> For the purposes of this report, any RRH enrollments are considered residential

<sup>iii</sup> Data based on current age and household composition, which may differ from information reported at admission

## **Projects Included in Report**

<b>Emergency Shelter</b>
Amsterdam Shelter
Montgomery County DSS Hotel/Motel Placement Program
<b>PH - Permanent Supportive Housing</b>
Amsterdam Housing SRO
<b>Homelessness Prevention</b>
Legal Aid STEHP - Fulton Montgomery Schoharie Prev
RPC SSVF Prevention
<b>PH - Rapid Re-Housing</b>
RPC SSVF Program Rapid Rehousing