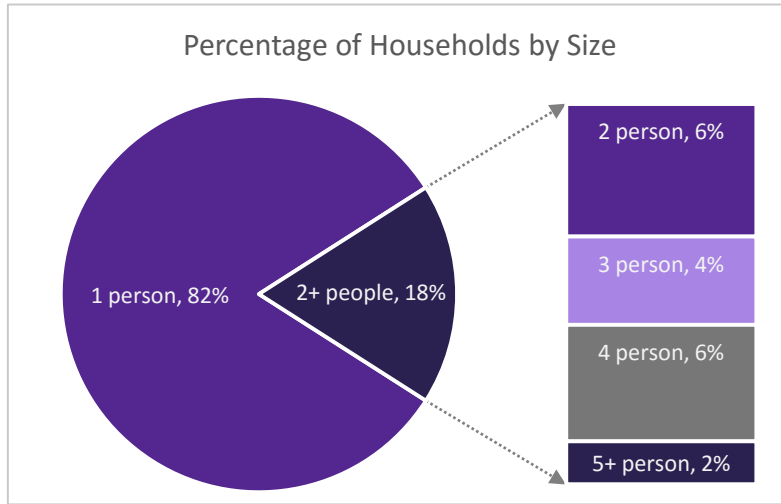


NY-520 - Franklin County CoC

1/1/2016-3/31/2016

Overview – All Programs

Between 1/1/2016 and 3/31/2016, providers in the Franklin County CoC served 128 people experiencing or at risk of experiencing homelessnessⁱ. 101 people were served in residential programs, with an additional 27 served in supportive services only programsⁱⁱ.

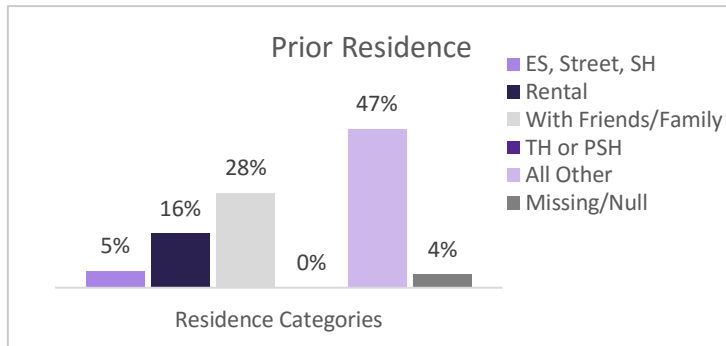


There were 95 households in the CoC, including 79 households without children (containing 80 individuals), 14 households with adults and children (containing 17 adults and 28 children), and 2 households with 3 unaccompanied minorsⁱⁱⁱ.

By gender, providers in the CoC served 59 (46%) women, 69 (54%) men and 0 (0.0%) trans-identified individuals.

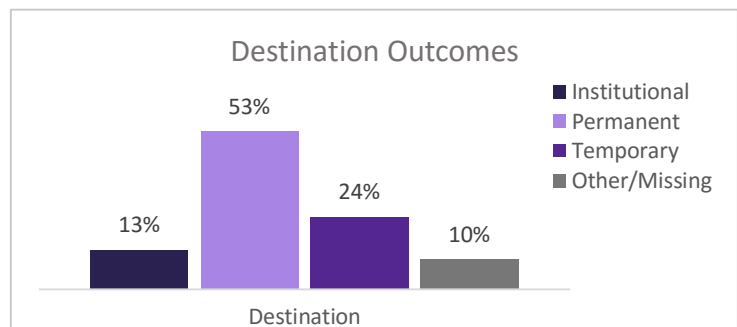
The racial and ethnic breakdown of those served included 112 (88%) White, 3 (2%) Black or African-American, 0 (0.0%) Asian, 0 (0.0%) Native Hawaiian or Other Pacific Islander, 3 (2.3%) American Indian or Alaskan Native, and 6 (5%) Multiple Races. 1 (1%) individuals identified as Hispanic/Latino regardless of race.

The racial and ethnic breakdown of those served included 112 (88%) White, 3 (2%) Black



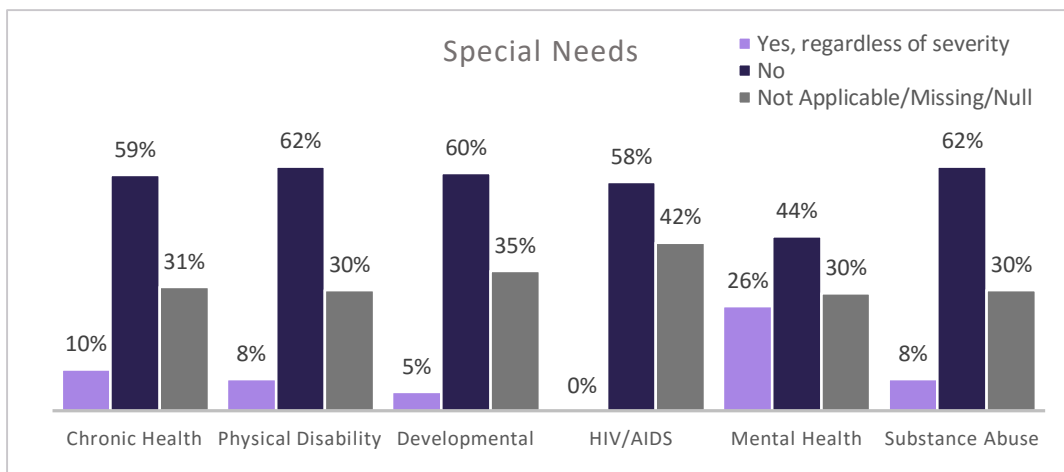
Of 99 adults or heads of household, 5 (5%) indicated a prior residence of Emergency Shelter, the streets or Safe Haven. Of these clients, 4 (80%) reported no previous episodes of homelessness within the last three years while 0 (0%), 0 (0%), and 0 (0%) had been homeless 2, 3, or 4+ times (respectively) during the same time frame. 1 (20%) did not report on this data element.

The total number of individuals discharged during the quarter was 30, which included 25 adults and 5 children. 16 (53%) individuals were discharged to a permanent destination. Income for 0 (0%) clients over 18 rose between admission and discharge while 2 (8%) maintained stable income of greater than zero.



Special Needs – HUD and HHS Funded Programs Only

39% of adults (37/95) and 13% of children (4/30) in HUD or HHS funded self-reported at least one physical, emotional, or other health condition regardless of whether the condition had become serious enough to be disabling. Among those reporting multiple conditions, the most significant comorbidity was Mental Health and Substance Use (6). When taking severity of condition into account,



28 adults reported conditions that met the criteria to be considered a disability.

Sub-Populations – All Programs

2 (2%) individuals over 18 met the criteria for chronic homelessness at the time of project entry. *Please note that HMIS began using HUD's new definition of chronic homelessness effective 10/1/2015 and **all individuals in program on or after that date** are measured using this new definition, even if their program start date was prior to the change in definition taking effect.*

1 out of every 24 adults receiving services this quarter was a veteran (4%). Out of the 4 veterans served, 2 (50%) reported a disabling condition and 0 (0%) met the criteria for chronic homelessness at admission.

System Performance Measures – All Programs

On 1/1/16, HUD released 7 new System Performance Measures intended to leverage HMIS data in order to inform planning and track outcomes at the CoC-level. The measures will assist with assessing the overall success of community efforts to address, divert and end homelessness and include: number of homeless persons; number of first-time episodes of homelessness; length of time persons remain homeless; job and income growth during program stays and/or at discharge; placement in permanent destinations; returns to homelessness/recidivism. Additionally, these measures will play an important part in receiving and retaining Federal funding through the CoC Grant Competition.

Data quality and completeness play a major role in ensuring that the System Performance Measures accurately reflect the work being done within the CoC. CARES routinely tracks the health of HMIS data and this information may be found at www.caresny.org.

ⁱ Data breakdowns for subsequent categories may total less than this number due to differences in data reporting across funders, as well as data completeness. Information on **reporting methodology** and on **data completeness**, may be found at www.caresny.org

ⁱⁱ For the purposes of this report, any RRH enrollments are considered residential

ⁱⁱⁱ Data based on current age and household composition, which may differ from information reported at admission

Projects Included in Report

Emergency Shelter
Citizen Advocates - Homeless Apartments
Citizen Advocates - Respite Apartment
Essex County DSS Hotel/Motel
Franklin County DSS Hotel/Motel Program
Lakeside House- Emergency/Respite Apartment
PH - Permanent Supportive Housing
Franklin County CoC Program
Services Only Program
Citizen Advocates - Adult Care Management
Citizen Advocates - Child Care Management
Community Connections of Franklin County - HMIS
Essex County Mental Health
FCCHC Flex Program