

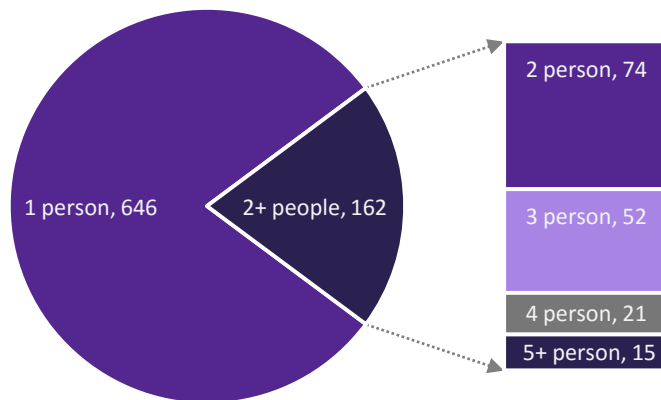
NY-608 - Kingston/Ulster County CoC

10/1/2015-12/31/2015

Overview

Between 10/1/2015 and 12/31/2015, providers in the Kingston/Ulster County CoC served 1117 people experiencing or at risk of experiencing homelessnessⁱ. 830 people were served in residential programs, with an additional 287 served in supportive services only programsⁱⁱ.

Number of Households by Size



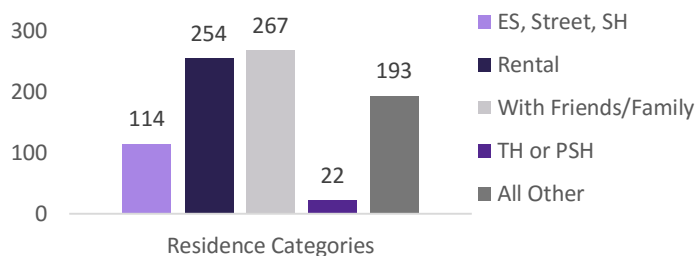
There were 637 households without children (containing 664 individuals), 141 households with adults and children (containing 174 adults and 249 children), and 30 households with 30 unaccompanied minorsⁱⁱⁱ.

By gender, providers in the CoC served 613 (55%) women, 498 (45%) men and 6 (0.5%) trans-identified individuals.

The racial and ethnic breakdown of those served included 724 (65%) White, 284

(25%) Black or African-American, 0 (0.0%) Asian, 3 (0.3%) Native Hawaiian or Other Pacific Islander, 4 (0.4%) American Indian or Alaskan Native, and 66 (6%) Multiple Races. 232 (21%) individuals identified as Hispanic/Latino regardless of race.

Prior Residence

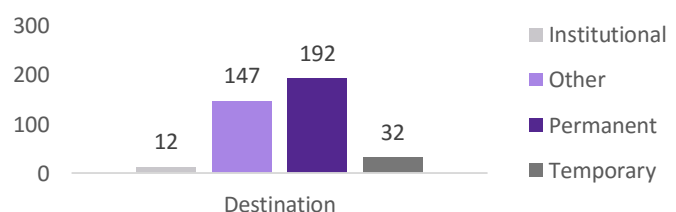


Of 866 adults or heads of household, 114 (13%) indicated a prior residence of Emergency Shelter, the streets or Safe Haven. Of these clients, 56 (49%) reported no previous episodes of homelessness within the last three years while 23 (20%), 13 (11%), and 13 (11%) had been homeless 2, 3, or 4+ times (respectively) during the same time frame. 11 (10%) did not report on this data element.

For those adults or heads of household who were in program a year or more and received an annual assessment (37), 16 (43%) saw an increase in income (cash and cash benefits) between admission and the most recent update. An additional 13 (35%) saw no change in income that was initially higher than zero^{iv}.

The total number of individuals discharged during the quarter was 393, which included 274 adults and 119 children. Income for 21 (8%)

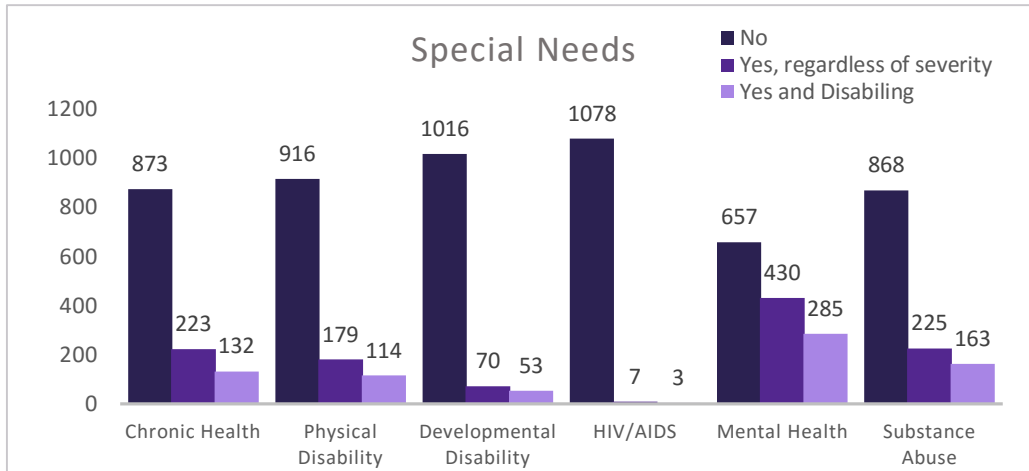
Exiting To



clients over 18 rose between admission and discharge while 98 (36%) maintained stable income of greater than zero. Of 383 clients with known destinations, 192 (50%) were discharged to a permanent destination.

Special Needs

62% of adults (523/838) and 16% of children (45/279) self-reported at least one physical, emotional, or other health condition



regardless of whether the condition had become serious enough to be disabling. Among those reporting multiple conditions, the most significant comorbidity was Mental Health and Substance Use (163). When taking severity of condition into account, 436 adults reported

conditions that met the criteria to be considered a disability.

Sub-Populations

48 (6%) individuals over 18 met the criteria for chronic homelessness at the time of project entry, which included individuals who were admitted under the previous definition (*the percentage of clients considered chronically homeless is expected to decrease over time due to changes in the definition implemented by HUD which became effective in HMIS as of 10/1/15*).

1 out of every 36 adults receiving services this quarter was a veteran (3%). Out of the 23 veterans served, 9 (39%) reported a disabling condition and 2 (9%) met the criteria for chronic homelessness at admission.

System Performance Measures

On 1/1/16, HUD released 7 new System Performance Measures intended to leverage HMIS data in order to inform planning and track outcomes at the CoC-level. The measures will assist with assessing the overall success of community efforts to address, divert and end homelessness and include: number of homeless persons; number of first-time episodes of homelessness; length of time persons remain homeless; job and income growth during program stays and/or at discharge; placement in permanent destinations; returns to homelessness/recidivism. Additionally, these measures will play an important part in receiving and retaining Federal funding through the CoC Grant Competition.

Data quality and completeness play a major role in ensuring that the System Performance Measures accurately reflect the work being done within the CoC. CARES routinely tracks the health of HMIS data and this information may be found on www.caresny.org.

ⁱ Data breakdowns for subsequent categories may total less than this number due to differences in data reporting across funders, as well as data completeness. For more information on data completeness, please see www.caresny.org

ⁱⁱ Programs included in this report listed on www.caresny.org. For the purposes of this report, any RRH enrollments are considered residential

ⁱⁱⁱ Data based on current age and household composition, which may differ from information reported at admission

^{iv} This measure includes individuals across all project types

Projects Included in Report

Emergency Shelter
FOW Darmstadt
FOW Family House
FOW Family Inn
Ulster DSS Voucher Beds
PH - Permanent Supportive Housing
FOW ACMS SHP 1 Families
FOW ACMS SHP 2 Families
FOW Adult CMS - Families
FOW Adult CMS - SRO
GCI Stuyvesant Hotel
GCI Ulster Family Supported
PEOPLE Home Again Project
PEOPLE's UC OMH Beds
Perm. Supportive Housing
Ulster OASAS Shelter Plus Care
Transitional Housing
Abel House
FOW Midway I
Homelessness Prevention
Legal Services of the Hudson Valley STEHP
Services Only Program
FOW Adolescent Services
FOW Adult Casemanagement
FOW Getting Ahead Program
FOW Health Home
FOW MICA
FOW PINS Diversion