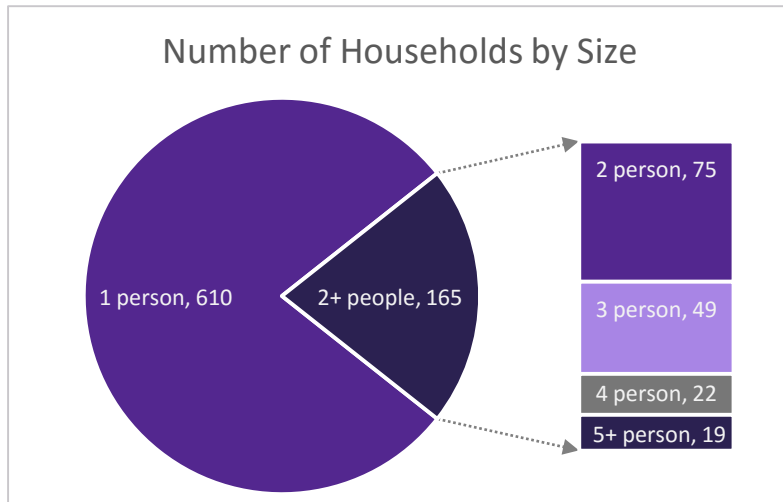


NY-602 - Newburgh/Middletown/Orange County CoC

10/1/2015-12/31/2015

Overview

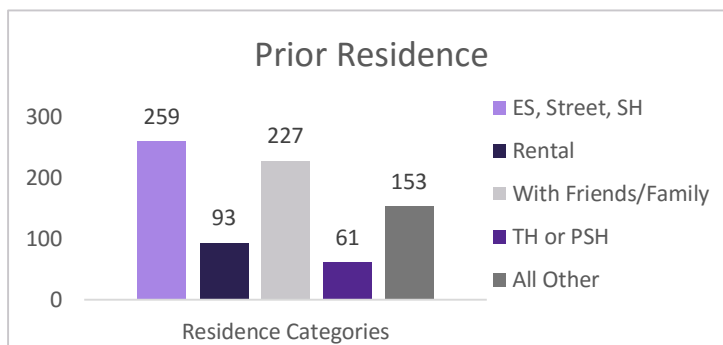
Between 10/1/2015 and 12/31/2015, providers in the Newburgh/Middletown/Orange County CoC served 1104 people experiencing homelessness in residential housing programsⁱ.



There were 574 households without children (containing 589 individuals), 150 households with adults and children (containing 190 adults and 273 children), and 51 households with 52 unaccompanied minorsⁱⁱ.

By gender, providers in the CoC served 556 (50%) women, 548 (50%) men and 0 (0.0%) trans-identified individuals.

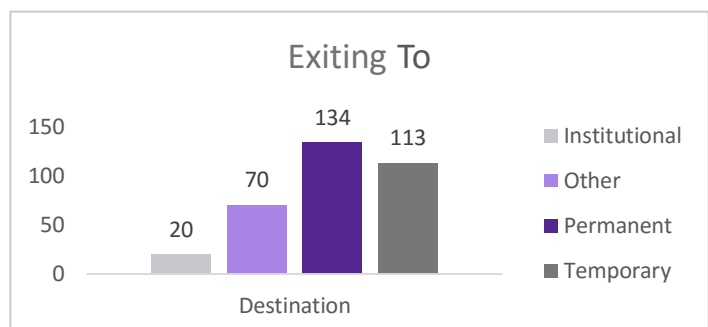
The racial and ethnic breakdown of those served included 502 (45%) White, 465 (42%) Black or African-American, 1 (0.1%) Asian, 19 (1.7%) Native Hawaiian or Other Pacific Islander, 13 (1.2%) American Indian or Alaskan Native, and 65 (6%) Multiple Races. 242 (22%) individuals identified as Hispanic/Latino regardless of race.



Of 827 adults or heads of household, 259 (31%) indicated a prior residence of Emergency Shelter, the streets or Safe Haven. Of these clients, 157 (61%) reported no previous episodes of homelessness within the last three years while 45 (17%), 22 (8%), and 24 (9%) had been homeless 2, 3, or 4+ times (respectively) during the same time frame. 11 (4%) did not report on this data element.

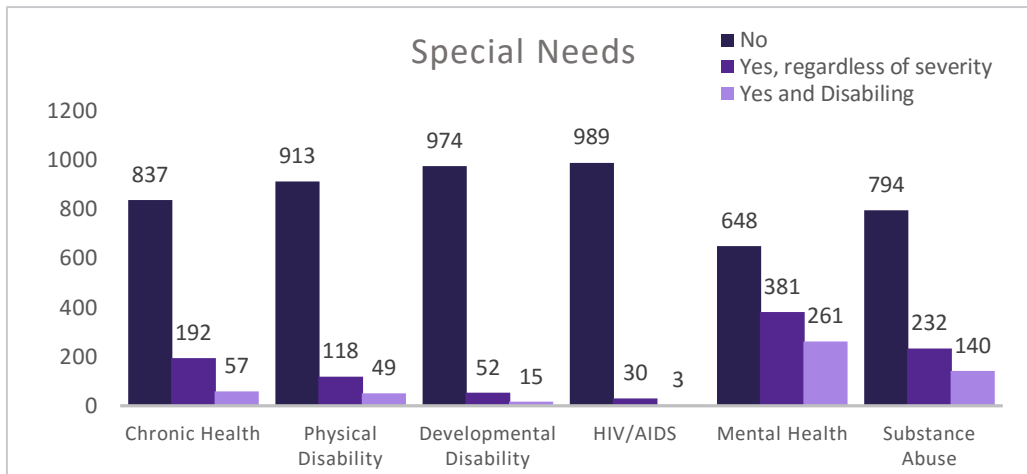
For those adults or heads of household who were in program a year or more and received an annual assessment (114), 72 (63%) saw an increase in income (cash and cash benefits) between admission and the most recent update. An additional 21 (18%) saw no change in income that was initially higher than zeroⁱⁱⁱ.

The total number of individuals discharged during the quarter was 346, which included 208 adults and 138 children. Income for 43 (21%) clients over 18 rose between admission and discharge while 41 (20%) maintained stable income of greater than zero. Of 337 clients with known destinations, 134 (40%) were discharged to a permanent destination.



Special Needs

58% of adults (454/779) and 15% of children (49/325) self-reported at least one physical, emotional, or



or other health condition *regardless of whether the condition had become serious enough to be disabling*. Among those reporting multiple conditions, the most significant comorbidity was Mental Health and Substance Use (136). When taking severity of condition into account, 373 adults reported

conditions that met the criteria to be considered a disability.

Sub-Populations

65 (8%) individuals over 18 met the criteria for chronic homelessness at the time of project entry, which included individuals who were admitted under the previous definition (*the percentage of clients considered chronically homeless is expected to decrease over time due to changes in the definition implemented by HUD which became effective in HMIS as of 10/1/15*).

1 out of every 14 adults receiving services this quarter was a veteran (7%). Out of the 55 veterans served, 39 (71%) reported a disabling condition and 9 (16%) met the criteria for chronic homelessness at admission.

System Performance Measures

On 1/1/16, HUD released 7 new System Performance Measures intended to leverage HMIS data in order to inform planning and track outcomes at the CoC-level. The measures will assist with assessing the overall success of community efforts to address, divert and end homelessness and include: number of homeless persons; number of first-time episodes of homelessness; length of time persons remain homeless; job and income growth during program stays and/or at discharge; placement in permanent destinations; returns to homelessness/recidivism. Additionally, these measures will play an important part in receiving and retaining Federal funding through the CoC Grant Competition.

Data quality and completeness play a major role in ensuring that the System Performance Measures accurately reflect the work being done within the CoC. CARES routinely tracks the health of HMIS data and this information may be found on www.caresny.org.

ⁱ Data breakdowns for subsequent categories may total less than this number due to differences in data reporting across funders, as well as data completeness. For more information on data completeness, please see www.caresny.org

ⁱⁱ Data based on current age and household composition, which may differ from information reported at admission

ⁱⁱⁱ This measure includes individuals across all project types

Projects Included in Report

Emergency Shelter

44 Grand

HONOR A Friend's House STEHP/RHYHMIS

HONOR Family Shelter

HONOR Men's Shelter

HONOR Women's Shelter

MHV - OC CHI 9W

Newburgh Ministry Winterhaven

OC Housing Resource - Misc Motel Rm

PH - Permanent Supportive Housing

HONOR Housing First

HONOR Permanent Supportive Housing

HONOR Stephen Saunders Residence

IL Cornerstone LIHTC Housing

IL OMH STP

IL OMH Supported Housing Cornerstone

IL OMH Supported Housing Forensic

IL OMH Supported Housing LTS General

IL OMH Supported Housing LTS PC

Il Project Independence II

IL Project Independence

MHA OC Supported Housing Individuals

MHA OC Supportive Housing for Families

Orange HUD Adolescent Supported Housing

PEOPLE RPC Direct Discharges

PEOPLE Special Use RCE/SH

PEOPLE's DC OMH Beds

PEOPLE's OC OMH Beds

Project LIFE PLUS Program

RECAP - HOPWA

RECAP - New York State SHP

RECAP Shelter Plus Care

RECAP Vets SplusC Scattered Sites

SC Enhanced Supported

SC Individuals

SHOH The Cornerstone

Transitional Housing

HONOR Ecclesia House

MHV- CHI Port Jervis

Project Life Transitional - Family

PH - Housing with Services

Home to Stay - HUD

Invisible Children's Project HUD

RSS Orange HUD Adolescent Supported Housing