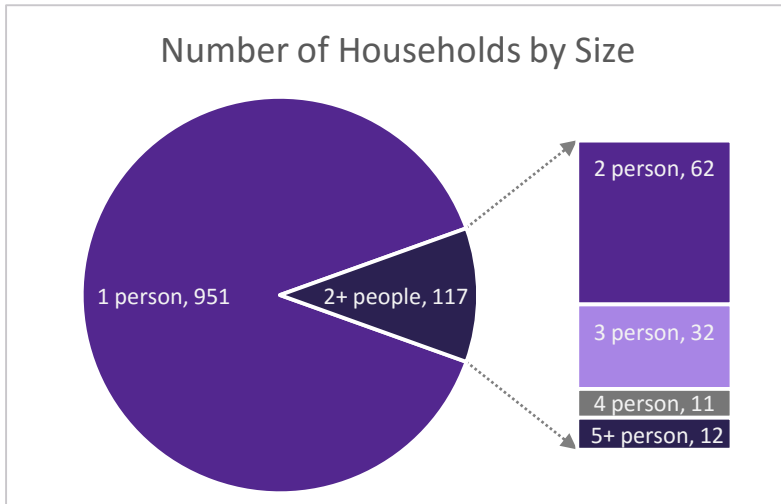


NY-601 - Poughkeepsie/Dutchess County CoC

10/1/2015-12/31/2015

Overview

Between 10/1/2015 and 12/31/2015, providers in the Poughkeepsie/Dutchess County CoC served 1277 people experiencing or at risk of experiencing homelessnessⁱ. 1019 people were served in residential programs, with an additional 258 served in supportive services only programsⁱⁱ.

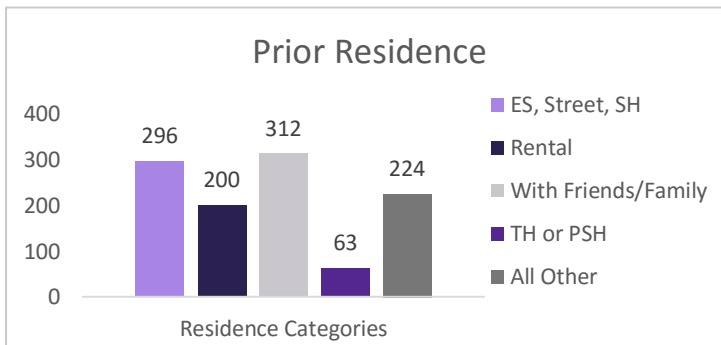


There were 956 households without children (containing 993 individuals), 84 households with adults and children (containing 106 adults and 147 children), and 28 households with 31 unaccompanied minorsⁱⁱⁱ.

By gender, providers in the CoC served 520 (41%) women, 755 (59%) men and 2 (0.2%) trans-identified individuals.

The racial and ethnic breakdown of those served included 652 (51%) White, 538

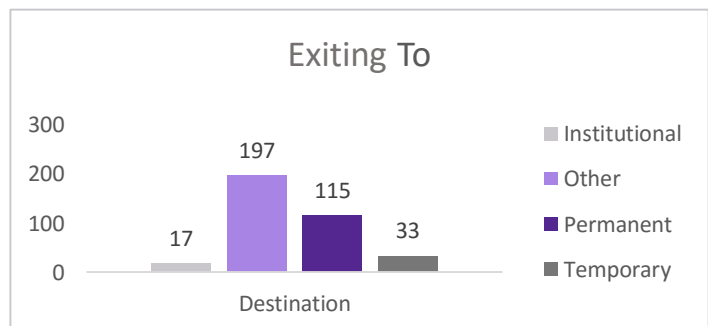
(42%) Black or African-American, 2 (0.2%) Asian, 2 (0.2%) Native Hawaiian or Other Pacific Islander, 10 (0.8%) American Indian or Alaskan Native, and 41 (3%) Multiple Races. 189 (15%) individuals identified as Hispanic/Latino regardless of race.



Of 1135 adults or heads of household, 296 (26%) indicated a prior residence of Emergency Shelter, the streets or Safe Haven. Of these clients, 134 (45%) reported no previous episodes of homelessness within the last three years while 75 (25%), 38 (13%), and 25 (8%) had been homeless 2, 3, or 4+ times (respectively) during the same time frame. 26 (9%) did not report on this data element.

For those adults or heads of household who were in program a year or more and received an annual assessment (68), 34 (50%) saw an increase in income (cash and cash benefits) between admission and the most recent update. An additional 19 (28%) saw no change in income that was initially higher than zero^{iv}.

The total number of individuals discharged during the quarter was 364, which included 308 adults and 56 children. Income for 14 (5%)

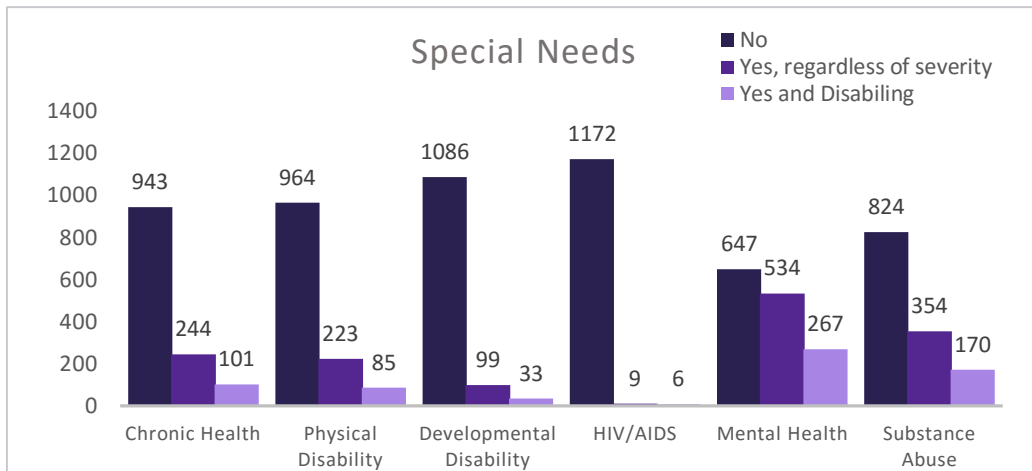


clients over 18 rose between admission and discharge while 112 (36%) maintained stable income of

greater than zero. Of 362 clients with known destinations, 115 (32%) were discharged to a permanent destination.

Special Needs

57% of adults (628/1099) and 17% of children (30/178) self-reported at least one physical, emotional, or other health condition



regardless of whether the condition had become serious enough to be disabling. Among those reporting multiple conditions, the most significant comorbidity was Mental Health and Substance Use (254). When taking severity of condition into account, 422 adults reported

conditions that met the criteria to be considered a disability.

Sub-Populations

85 (8%) individuals over 18 met the criteria for chronic homelessness at the time of project entry, which included individuals who were admitted under the previous definition (*the percentage of clients considered chronically homeless is expected to decrease over time due to changes in the definition implemented by HUD which became effective in HMIS as of 10/1/15*).

1 out of every 9 adults receiving services this quarter was a veteran (11%). Out of the 117 veterans served, 40 (34%) reported a disabling condition and 3 (3%) met the criteria for chronic homelessness at admission.

System Performance Measures

On 1/1/16, HUD released 7 new System Performance Measures intended to leverage HMIS data in order to inform planning and track outcomes at the CoC-level. The measures will assist with assessing the overall success of community efforts to address, divert and end homelessness and include: number of homeless persons; number of first-time episodes of homelessness; length of time persons remain homeless; job and income growth during program stays and/or at discharge; placement in permanent destinations; returns to homelessness/recidivism. Additionally, these measures will play an important part in receiving and retaining Federal funding through the CoC Grant Competition.

Data quality and completeness play a major role in ensuring that the System Performance Measures accurately reflect the work being done within the CoC. CARES routinely tracks the health of HMIS data and this information may be found on www.caresny.org.

ⁱ Data breakdowns for subsequent categories may total less than this number due to differences in data reporting across funders, as well as data completeness. For more information on data completeness, please see www.caresny.org

ⁱⁱ Programs included in this report listed on www.caresny.org. For the purposes of this report, any RRH enrollments are considered residential

ⁱⁱⁱ Data based on current age and household composition, which may differ from information reported at admission

^{iv} This measure includes individuals across all project types

Projects Included in Report

Emergency Shelter

HRH AHEP

HRH Gannett House

HRH River Haven Shelter

HRH Webster House

MHV - DC Vanderbilt

MHV- DC Rose St. Emergency

PATHWAYS Community Support Services Inc.

PH - Permanent Supportive Housing

Dutchess MICA Shelter Plus Care

GCI Dutchess MICA Supported

GCI Dutchess VA SH

HRH 55 Garden Street

HRH 60 Catharine Street

HRH 81 Garden St.

HRH Coach

HRH EATS Housing First

HRH e-Bed (SRO)

HRH E-SUB

HRH Home Base I

HRH Liberty Station

HRH Maximize

HRH Noxon Street

HRH Shelter Plus Care

HRH Special Use Beds

HRH Townhouses

MARC MRT OASAS

MARC S plus C 7 Bed

PEOPLE's Dut. Home Project

RSS Dutchess MICA S Plus C

PH - Housing Only

HRH Harlow Row

MARC Montgomery St.

Transitional Housing

HRH Hillcrest House

HRH LaGrange House

HRH River Haven TLC

MHV - DC Rose St. SRO

MHV - DC Scattered Site

Homelessness Prevention

HRH SSVF Prevention

HRH STEHP - Prevention

Legal Services of the Hudson Valley STEHP

PH - Rapid Re-Housing

HRH SSVF Rapid Rehousing

HRH STEHP - Rapid Rehousing

Services Only Program

HRH EATS

HRH Follow Through

HRH River Haven ILP

HRH United Way Follow-Through

HRH Webster House Case Management