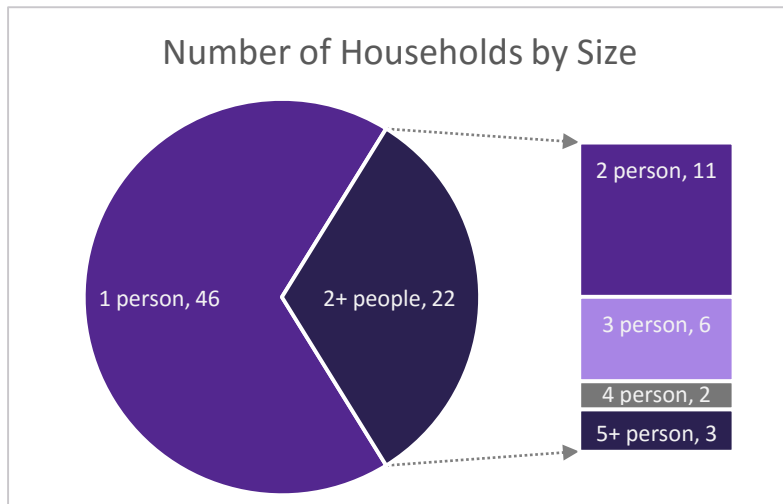


## NY-519 - Columbia/Greene County CoC

10/1/2015-12/31/2015

### Overview

Between 10/1/2015 and 12/31/2015, providers in the Columbia/Greene County CoC served 113 people experiencing or at risk of experiencing homelessness<sup>i</sup>. 64 people were served in residential programs, with an additional 49 served in supportive services only programs<sup>ii</sup>.

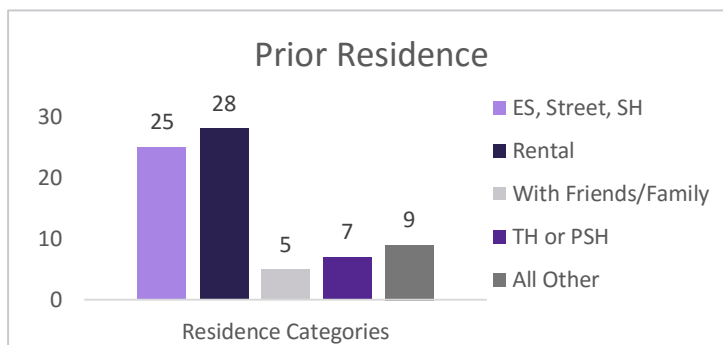


There were 48 households without children (containing 50 individuals), 20 households with adults and children (containing 25 adults and 38 children), and 0 households with 0 unaccompanied minors<sup>iii</sup>.

By gender, providers in the CoC served 61 (54%) women, 52 (46%) men and 0 (0.0%) trans-identified individuals.

The racial and ethnic breakdown of those served included 78 (69%) White, 18 (16%) Black or African-American, 1 (0.9%) Asian, 0

(0.0%) Native Hawaiian or Other Pacific Islander, 1 (0.9%) American Indian or Alaskan Native, and 12 (11%) Multiple Races. 6 (5%) individuals identified as Hispanic/Latino regardless of race.

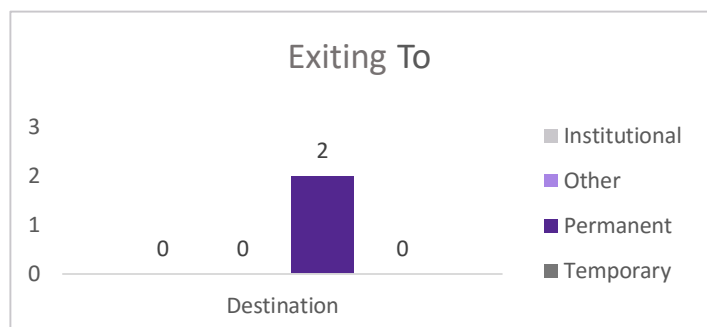


Of 75 adults or heads of household, 25 (33%) indicated a prior residence of Emergency Shelter, the streets or Safe Haven. Of these clients, 4 (16%) reported no previous episodes of homelessness within the last three years while 4 (16%), 1 (4%), and 9 (36%) had been homeless 2, 3, or 4+ times (respectively) during the same time frame. 7 (28%) did not report on this data element.

For those adults or heads of household who were in program a year or more and received an annual assessment (14), 9 (64%) saw an increase in income (cash and cash benefits) between admission and the most recent update. An additional 3 (21%) saw no change in income that was initially higher than zero<sup>iv</sup>.

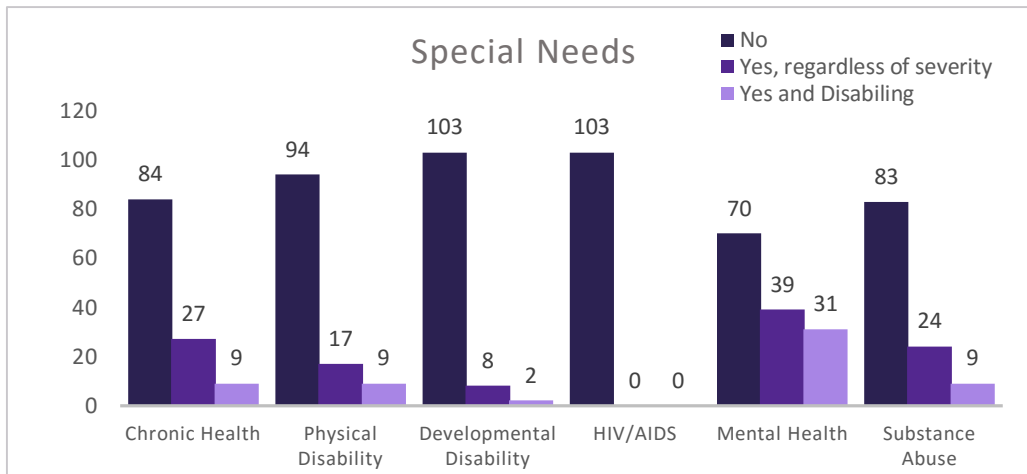
The total number of individuals discharged during the quarter was 2, which included 2 adults and 0 children. Income for 0 (0%) clients over 18 rose between admission and discharge while 1 (50%) maintained stable income of greater than zero.

Of 2 clients with known destinations, 2 (100%) were discharged to a permanent destination.



## Special Needs

71% of adults (53/75) and 11% of children (4/38) self-reported at least one physical, emotional, or other health condition



regardless of whether the condition had become serious enough to be disabling. Among those reporting multiple conditions, the most significant comorbidity was Mental Health and Substance Use (21). When taking severity of condition into account, 48 adults reported

conditions that met the criteria to be considered a disability.

## Sub-Populations

8 (11%) individuals over 18 met the criteria for chronic homelessness at the time of project entry, which included individuals who were admitted under the previous definition (*the percentage of clients considered chronically homeless is expected to decrease over time due to changes in the definition implemented by HUD which became effective in HMIS as of 10/1/15*).

1 out of every 38 adults receiving services this quarter was a veteran (3%). Out of the 2 veterans served, 2 (100%) reported a disabling condition and 1 (50%) met the criteria for chronic homelessness at admission.

## System Performance Measures

On 1/1/16, HUD released 7 new System Performance Measures intended to leverage HMIS data in order to inform planning and track outcomes at the CoC-level. The measures will assist with assessing the overall success of community efforts to address, divert and end homelessness and include: number of homeless persons; number of first-time episodes of homelessness; length of time persons remain homeless; job and income growth during program stays and/or at discharge; placement in permanent destinations; returns to homelessness/recidivism. Additionally, these measures will play an important part in receiving and retaining Federal funding through the CoC Grant Competition.

Data quality and completeness play a major role in ensuring that the System Performance Measures accurately reflect the work being done within the CoC. CARES routinely tracks the health of HMIS data and this information may be found on [www.caresny.org](http://www.caresny.org).

<sup>i</sup> Data breakdowns for subsequent categories may total less than this number due to differences in data reporting across funders, as well as data completeness. For more information on data completeness, please see [www.caresny.org](http://www.caresny.org)

<sup>ii</sup> Programs included in this report listed on [www.caresny.org](http://www.caresny.org). For the purposes of this report, any RRH enrollments are considered residential

<sup>iii</sup> Data based on current age and household composition, which may differ from information reported at admission

<sup>iv</sup> This measure includes individuals across all project types

## **Projects Included in Report**

### PH - Permanent Supportive Housing

2PS

CAGC HUD SHP

COI HUD SHP 2009

Columbia Opportunities HHAP 5th Street Supportive Housing

MHACGC HUD

P11

P2S

PS1

PS2

TCRS Shelter Plus Care

### Homelessness Prevention

CAGC STEPH Prevention

Legal Aid STEHP - Columbia-Greene - Prevention

### PH - Rapid Re-Housing

CAGC STEHP Rapid Rehousing