

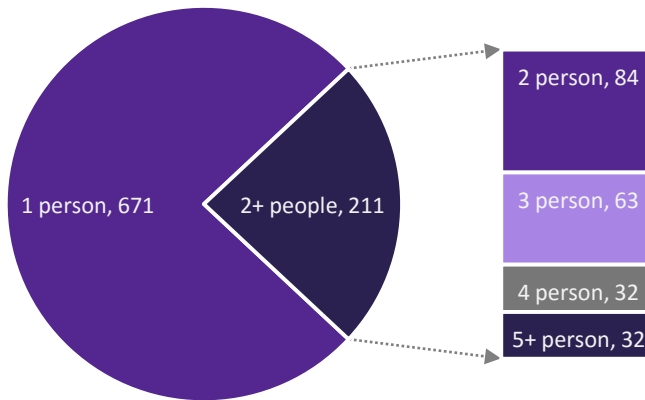
NY-512 - Troy/Rensselaer County CoC

10/1/2015-12/31/2015

Overview

Between 10/1/2015 and 12/31/2015, providers in the Troy/Rensselaer County CoC served 1335 people experiencing or at risk of experiencing homelessnessⁱ. 966 people were served in residential programs, with an additional 369 served in supportive services only programsⁱⁱ.

Number of Households by Size



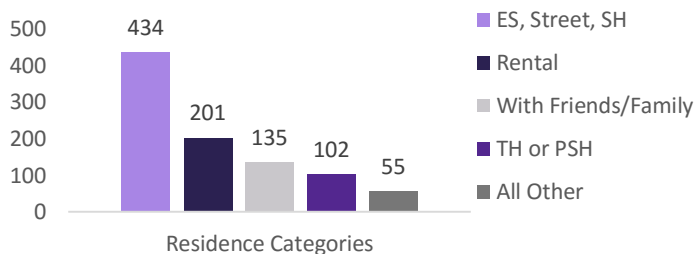
There were 658 households without children (containing 685 individuals), 185 households with adults and children (containing 242 adults and 362 children), and 39 households with 46 unaccompanied minorsⁱⁱⁱ.

By gender, providers in the CoC served 707 (53%) women, 615 (46%) men and 10 (0.7%) trans-identified individuals.

The racial and ethnic breakdown of those served included 740 (55%) White, 483

(36%) Black or African-American, 4 (0.3%) Asian, 9 (0.7%) Native Hawaiian or Other Pacific Islander, 8 (0.6%) American Indian or Alaskan Native, and 59 (4%) Multiple Races. 158 (12%) individuals identified as Hispanic/Latino regardless of race.

Prior Residence

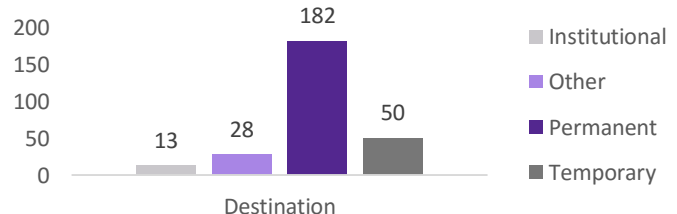


Of 953 adults or heads of household, 434 (46%) indicated a prior residence of Emergency Shelter, the streets or Safe Haven. Of these clients, 100 (23%) reported no previous episodes of homelessness within the last three years while 70 (16%), 30 (7%), and 127 (29%) had been homeless 2, 3, or 4+ times (respectively) during the same time frame. 109 (25%) did not report on this data element.

For those adults or heads of household who were in program a year or more and received an annual assessment (158), 106 (67%) saw an increase in income (cash and cash benefits) between admission and the most recent update. An additional 16 (10%) saw no change in income that was initially higher than zero^{iv}.

The total number of individuals discharged during the quarter was 281, which included 187 adults and 94 children. Income for 34 (18%)

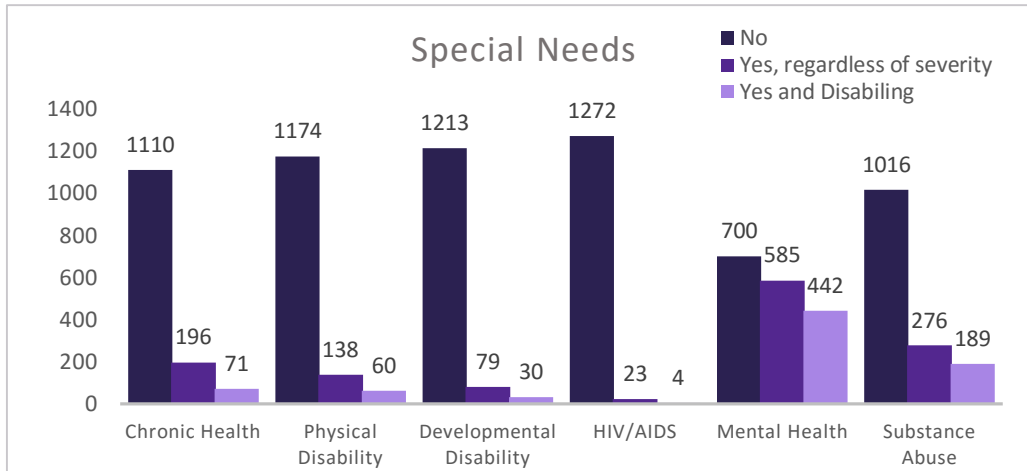
Exiting To



clients over 18 rose between admission and discharge while 93 (50%) maintained stable income of greater than zero. Of 273 clients with known destinations, 182 (67%) were discharged to a permanent destination.

Special Needs

69% of adults (635/927) and 15% of children (60/408) self-reported at least one physical, emotional, or other health condition



regardless of whether the condition had become serious enough to be disabling. Among those reporting multiple conditions, the most significant comorbidity was Mental Health and Substance Use (232). When taking severity of condition into account, 522 adults reported

conditions that met the criteria to be considered a disability.

Sub-Populations

131 (14%) individuals over 18 met the criteria for chronic homelessness at the time of project entry, which included individuals who were admitted under the previous definition (*the percentage of clients considered chronically homeless is expected to decrease over time due to changes in the definition implemented by HUD which became effective in HMIS as of 10/1/15*).

1 out of every 21 adults receiving services this quarter was a veteran (5%). Out of the 45 veterans served, 35 (78%) reported a disabling condition and 12 (27%) met the criteria for chronic homelessness at admission.

System Performance Measures

On 1/1/16, HUD released 7 new System Performance Measures intended to leverage HMIS data in order to inform planning and track outcomes at the CoC-level. The measures will assist with assessing the overall success of community efforts to address, divert and end homelessness and include: number of homeless persons; number of first-time episodes of homelessness; length of time persons remain homeless; job and income growth during program stays and/or at discharge; placement in permanent destinations; returns to homelessness/recidivism. Additionally, these measures will play an important part in receiving and retaining Federal funding through the CoC Grant Competition.

Data quality and completeness play a major role in ensuring that the System Performance Measures accurately reflect the work being done within the CoC. CARES routinely tracks the health of HMIS data and this information may be found on www.caresny.org.

ⁱ Data breakdowns for subsequent categories may total less than this number due to differences in data reporting across funders, as well as data completeness. For more information on data completeness, please see www.caresny.org

ⁱⁱ Programs included in this report listed on www.caresny.org. For the purposes of this report, any RRH enrollments are considered residential

ⁱⁱⁱ Data based on current age and household composition, which may differ from information reported at admission

^{iv} This measure includes individuals across all project types

Projects Included in Report

Emergency Shelter
JH - Inn From the Cold
JH Emergency Shelter
St. Paul's Center
St. Peter's - Veterans Emergency Housing
Homelessness Prevention
City of Troy ESG
LASH City of Troy ESG Prevention
LASH Unity House STEHP Prevention
YWCA Rensselaer STEHP Prevention
Transitional Housing
YWCA GCR Women in Transition
PH - Permanent Supportive Housing
JH - CHAP
JH - Consolidated
JH - Supported Housing #1
JH Bethune
St. Peter's - Residence
St. Peter's - Shelter Plus Care THA SP
St. Peter's - SHP
UH - THA 1234-Josephs House CHAP
UH - THA 1234-YWCA
UH 625 LTS Supported Housing
UH 625 MRT Supported Housing
UH 625 Supported Housing
UH 800
UH 808
UH 808-Bethune Program
UH Housing & Support/HOPWA
UH THA 1234
UH THA 1234 - Josephs House CHAP
UH THA 1234 - Unity House
UH THA 1234 - YWCA
YWCA Apartment Program
YWCA Bethune Program
YWCA GCR Family Apartment Program
YWCA of Troy Cohoes - SRO Permanent
YWCA of Troy Cohoes Section 8 Mod Rehab

PH - Rapid Re-Housing

City of Troy ESG - TAUM Rapid Rehousing

JH STEHP Rapid Rehousing

LASH City of Troy ESG Rapid Re-Housing

St Paul Center - STEHP Rapid Rehousing

Services Only Program

LASH Rensselaer County

Street Outreach

CAPTAIN RHY Outreach

JH Homeless Outreach