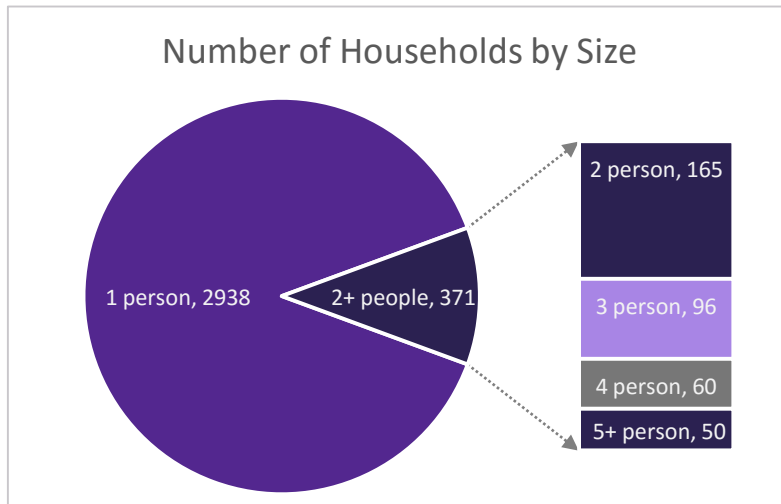


NY-503 - Albany City & County CoC

10/1/2015-12/31/2015

Overview

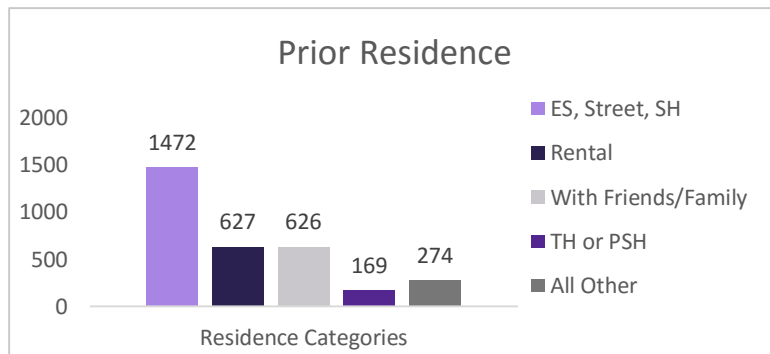
Between 10/1/2015 and 12/31/2015, providers in the Albany City & County CoC served 4081 people experiencing or at risk of experiencing homelessnessⁱ. 1816 people were served in residential programs, with an additional 2265 served in supportive services only programsⁱⁱ.



There were 2808 households without children (containing 2830 individuals), 334 households with adults and children (containing 405 adults and 653 children), and 167 households with 193 unaccompanied minorsⁱⁱⁱ.

By gender, providers in the CoC served 1725 (42%) women, 2254 (55%) men, 33 (0.8%) trans-identified individuals and 21 (0.5%) individuals reporting a non-binary gender identity.

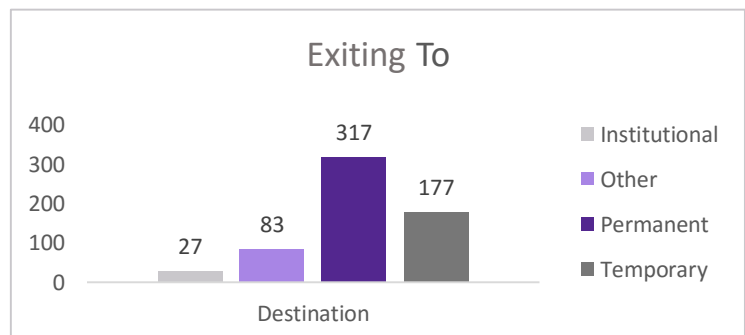
The racial and ethnic breakdown of those served included 1405 (34%) White, 2166 (53%) Black or African-American, 21 (0.5%) Asian, 23 (0.6%) Native Hawaiian or Other Pacific Islander, 76 (1.9%) American Indian or Alaskan Native, and 130 (3%) Multiple Races. 535 (13%) individuals identified as Hispanic/Latino regardless of race.



Of 3377 adults or heads of household, 1472 (44%) indicated a prior residence of Emergency Shelter, the streets or Safe Haven. Of these clients, 644 (44%) reported no previous episodes of homelessness within the last three years while 242 (16%), 151 (10%), and 228 (15%) had been homeless 2, 3, or 4+ times (respectively) during the same time frame. 207 (14%) did not report on this data element.

For those adults or heads of household who were in program a year or more and received an annual assessment (261), 136 (52%) saw an increase in income (cash and cash benefits) between admission and the most recent update. An additional 65 (25%) saw no change in income that was initially higher than zero^{iv}.

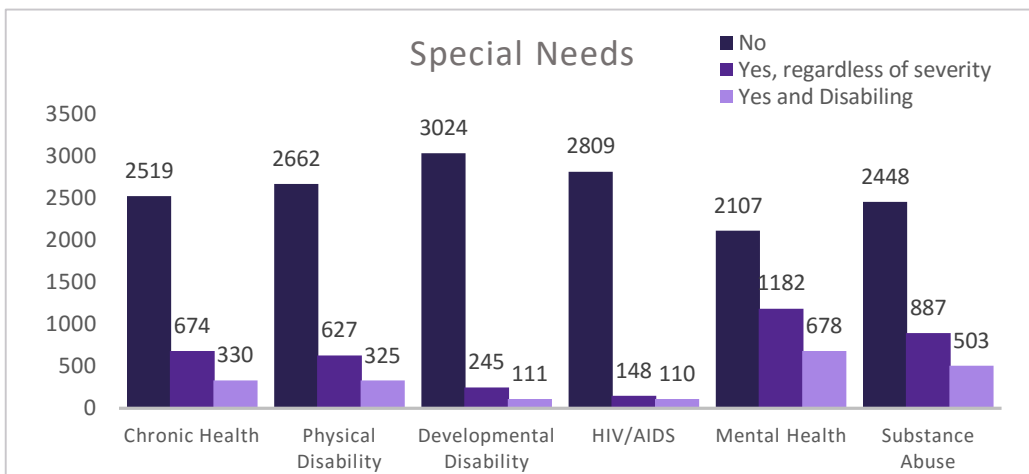
The total number of individuals discharged during the quarter was 717, which included 478 adults and 239 children. Income for 37 (8%)



clients over 18 rose between admission and discharge while 116 (24%) maintained stable income of greater than zero. Of 604 clients with known destinations, 317 (52%) were discharged to a permanent destination.

Special Needs

51% of adults (1662/3235) and 9% of children (76/846) self-reported at least one physical, emotional, or



or other health condition regardless of whether the condition had become serious enough to be disabling. Among those reporting multiple conditions, the most significant comorbidity was Mental Health and Substance Use (548). When taking severity of condition into account, 1302 adults reported conditions that

met the criteria to be considered a disability.

Sub-Populations

304 (9%) individuals over 18 met the criteria for chronic homelessness at the time of project entry, which included individuals who were admitted under the previous definition (*the percentage of clients considered chronically homeless is expected to decrease over time due to changes in the definition implemented by HUD which became effective in HMIS as of 10/1/15*).

1 out of every 11 adults receiving services this quarter was a veteran (9%). Out of the 287 veterans served, 185 (64%) reported a disabling condition and 47 (16%) met the criteria for chronic homelessness at admission.

System Performance Measures

On 1/1/16, HUD released 7 new System Performance Measures intended to leverage HMIS data in order to inform planning and track outcomes at the CoC-level. The measures will assist with assessing the overall success of community efforts to address, divert and end homelessness and include: number of homeless persons; number of first-time episodes of homelessness; length of time persons remain homeless; job and income growth during program stays and/or at discharge; placement in permanent destinations; returns to homelessness/recidivism. Additionally, these measures will play an important part in receiving and retaining Federal funding through the CoC Grant Competition.

Data quality and completeness play a major role in ensuring that the System Performance Measures accurately reflect the work being done within the CoC. CARES routinely tracks the health of HMIS data and this information may be found on www.caresny.org.

ⁱ Data breakdowns for subsequent categories may total less than this number due to differences in data reporting across funders, as well as data completeness. For more information on data completeness, please see www.caresny.org

ⁱⁱ Programs included in this report listed on www.caresny.org. For the purposes of this report, any RRH enrollments are considered residential

ⁱⁱⁱ Data based on current age and household composition, which may differ from information reported at admission

^{iv} This measure includes individuals across all project types

Projects Included in Report

Day Shelter
IPH - Sheridan Hollow
Emergency Shelter
AHC - 180 Contract Housing
Albany County DSS - Motel Placements
Equinox- House For Youth
IPH - Emergency Shelter
IPH - Safe Haven
Marillac Shelter
Mercy House
SPARC Morton Avenue Shelter
St. Charles Lwanga Center
Homelessness Prevention
AHC - SSVF Homeless Prevention
City of Albany ESG- UTA - ESG
Transitional Housing
ACCA-Vista House
AHC - OPERATIONS AT 280 CLINTON AVENUE
AHC - VETERANS HOUSE-ADDITION
AHC - VETERANS HOUSE-MAIN
CMS - TLP - Apartment Program
CMS - TLP - Joyce Center
Equinox - Transitional Living
Equinox- Project Independence
Mercy House Transitional
Support Ministries - Jim Perry Residence
PH - Permanent Supportive Housing
AHC - 334 Clinton Ave
AHC - S plus C for Chronically Homeless Vets 2007
AHC - S plus C for Homeless Vets with Disabilities
AHC - WALTER STREET RESIDENCE
Albany Housing Authority- Albany Cty Dept of Mental Health Tenant Based Rental Assistance
Albany MESH
Albany SAIL
Altamont Program Shelter Plus Care
CARES Apartments - Other Funding Sources
Cares- Project Based Rental Assistance for Homeless Persons Living With HIV/AIDS

Cares- Shelter Plus Care Program for Persons with Disabilities
CARES State HOPWA Program
Cares- Tenant Based Rental Assistance for Homeless Persons with Disabilities
CCHO - Scattersite
Community Living Associates- 100 Clinton Avenue
DePaul II SHP
DePaul Residence
HAC - SRO
HATAS - Pathways Project
HATAS - Pathways Project 2
HATAS - S Plus C Program
Hope House Shelter Plus Care
IPH - Hope Through Housing
IPH - Sheridan Ave Housing Project - NEW
IPH- Sheridan Ave Housing Project II
MESH
SPARC Shelter Plus Care
Support Ministries - Arvilla House
Support Ministries - Project HELP
Supported Housing Plus
Waldorf Residence
PH - Rapid Re-Housing
AHC - SSVF Rapid Rehousing
Albany County STEHP - LASH Rapid Re-Housing
HATAS STEHP Rapid Rehousing
Services Only Program
ACDSS Crisis Team
AHC - CASE MANAGEMENT & ASSESSMENT
Cares- Foundations for Living Employment - Albany
DVLASH
Street Outreach
HAC Van Outreach
St. Anne Partnerships for Youth Empowerment