




Demographics

Representing 652 Homeless Persons receiving service as reported in CRHMIS



Homeless Individuals

57% of all Households are comprised of One Person




54%

46%



Homeless Families

Household Size



28%

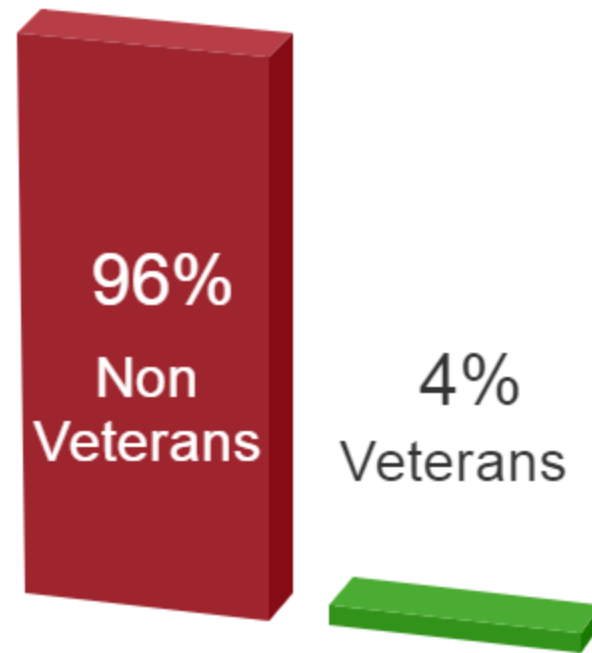
35%

20%

17%



Homeless Veterans



96%

Non Veterans

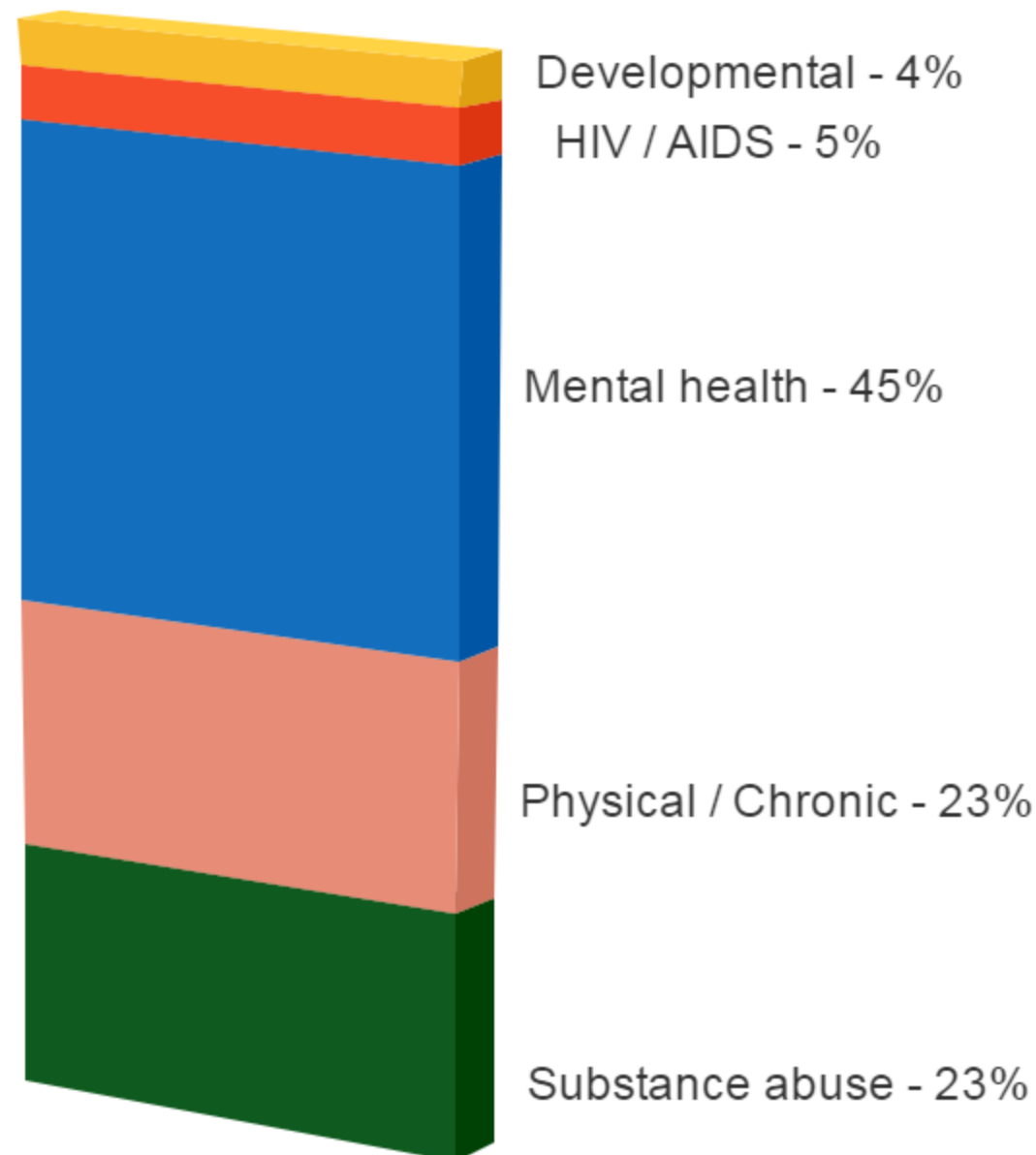
4%

Veterans



Disabling Conditions

64% of homeless people served reported a disability



Developmental - 4%

HIV / AIDS - 5%

Mental health - 45%

Physical / Chronic - 23%

Substance abuse - 23%



Chronically Homeless

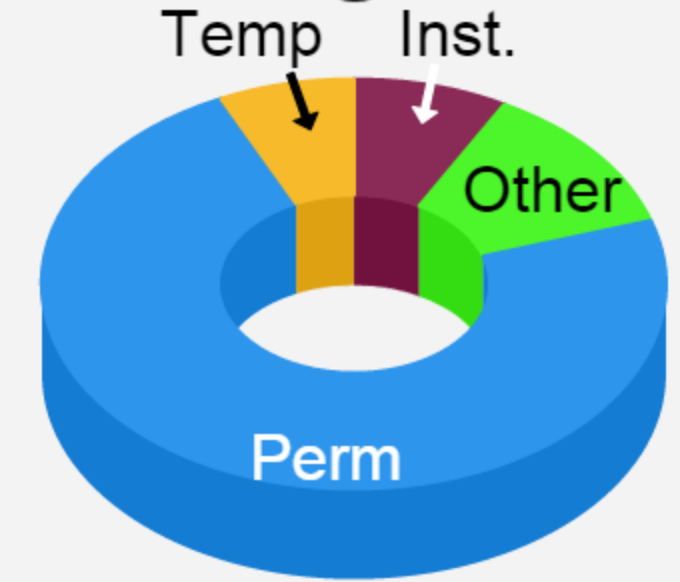
(13%)




in



Discharge Outcomes



8% Institutional, 12% Other, 73% Permanent, 7% Temporary



Data Quality

(Missing/null data 5% or greater)

Data Element Residential	Missing / Null
Disabling Condition	5.0%
Residence Prior to Project Entry	5.0%
Data Element SSO/Outreach	
Social Security Number	7.0%
Length of Time on Street, in an Emergency Shelter, or Safe Haven	11.0%
Extent of Homelessness Questions:	
Number Of Times The Client Has Been Homeless In The Past Three Years	2.1%

For complete reports and other information, visit caresny.org, and choose "CARES Regional HMIS & Reports" from the HMIS menu!

cares inc.

NY-507 - Schenectady City & County CoC

2nd Quarter, 2015 Fiscal Year