

Prepared by CARES, Inc.
200 Henry Johnson Blvd. Suite 4
Albany NY 12210
caresny.org



HMIS Annual Report: Schenectady City and County CoC

Jan/1/2013- Dec/31/2013

The Homeless Management Information System (HMIS) is a secure, computerized data collection system used to produce an unduplicated count of persons using homeless services. The system is used by multiple agencies to capture client-level information, over time, regarding the characteristics and service needs of individuals and families experiencing homelessness. This information is then used for reporting, grant writing, and community planning¹



All recipients of The U.S. Department of Housing and Urban Development (HUD) funds for homelessness and homelessness prevention services are required to participate in the HMIS. This includes recipients of Emergency Shelter Grant (ESG) funds, Supportive Housing Program (SHP), Shelter Plus Care (S+C), Section 8 Moderate Rehabilitation for Single Room Occupancy (SRO) program, and Housing Opportunities for Persons with AIDS (HOPWA). In addition, HUD encourages participation of other federal programs that serve homeless persons. Participation of other organizations that do not receive HUD Continuum of Care (CoC) funding is voluntary, but strongly encouraged in order to achieve an accurate accounting of homeless services in the community.

The purpose of this report is to inform the Continuum of Care and community on the state of homelessness in the stated counties using data from the CARES Regional Homeless Management Information.

The Policy and Procedures Manual for the CARES Regional HMIS can be located at <http://caresny.org/hmis-user-resources>.

Annual Homeless Assessment Report

The Annual Homeless Assessment Report (AHAR) is a report to the U.S. Congress on the extent and nature of homelessness in America, prepared by the Department of Housing and Urban Development (HUD). It provides nationwide estimates of homelessness, including information about the demographic characteristics of homeless persons, service use patterns, and the capacity to house homeless persons.

The AHAR Local Report is meant to be a resource for stakeholders in each community to view their data in a variety of user friendly tables and charts. The report is based primarily on

Homeless Management Information Systems (HMIS) data about homeless persons who used emergency shelter, transitional housing or permanent supportive housing programs during the 12-month period between Monday, October 1, 2012 to Monday, September 30, 2013. The data are collected in six categories: Persons in Families in Emergency Shelter, Individuals in Emergency Shelter, Persons in Families in Transitional Housing, Individuals in Transitional Housing, Persons in Families in Permanent Supportive Housing and Individuals in Permanent Supportive Housing.²

While this community participates in the Annual Homeless Assessment Report (AHAR) for HUD, participation in the database is voluntary for non-HUD funded programs. The Schenectady City and County HMIS was not able to submit any data on emergency shelter utilization of Families to HUD for 2013 due to the limited participation from the emergency shelter providers. Please see the annotations for a full list of programs included and excluded from this report.³

The 2013 AHAR submissions for Schenectady City and County included the following tables:⁴

- Transitional Housing-Families
- Transitional Housing-Families VET Subpopulation
- Permanent Supportive Housing- Individuals
- Permanent Supportive Housing- Individuals VET Subpopulation
- Permanent Supportive Housing- Families
- Permanent Supportive Housing- Families VET Subpopulation

Support services, Homeless Prevention and Rapid Re-Housing programs collected in the HMIS are not, at this time, collected in the AHAR, but is reflected in the data provided within this report.

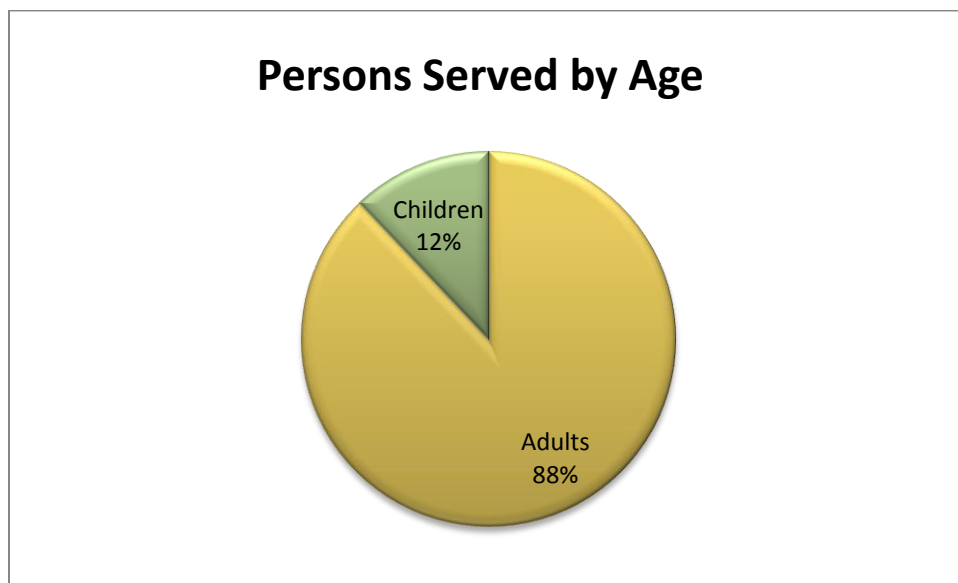
HMIS Annual Report

The data contained in the HMIS Annual Report differs from the AHAR in two distinct ways; date range and scope of data reported on. The AHAR, as noted above, reports on the Federal fiscal year cycle, but most researchers, grant writers and community planners require a calendar year reporting cycle. This Annual Report will cover all data reported within the HMIS, regardless of HMIS bed coverage, making the Housing Inventory Chart (HIC) an invaluable companion when analyzing any data contained herein. A copy of the most recent HIC is available upon request from CARES, Inc. and the 2014 HIC will be posted to the website once it has been formally submitted to HUD on April 30, 2014.

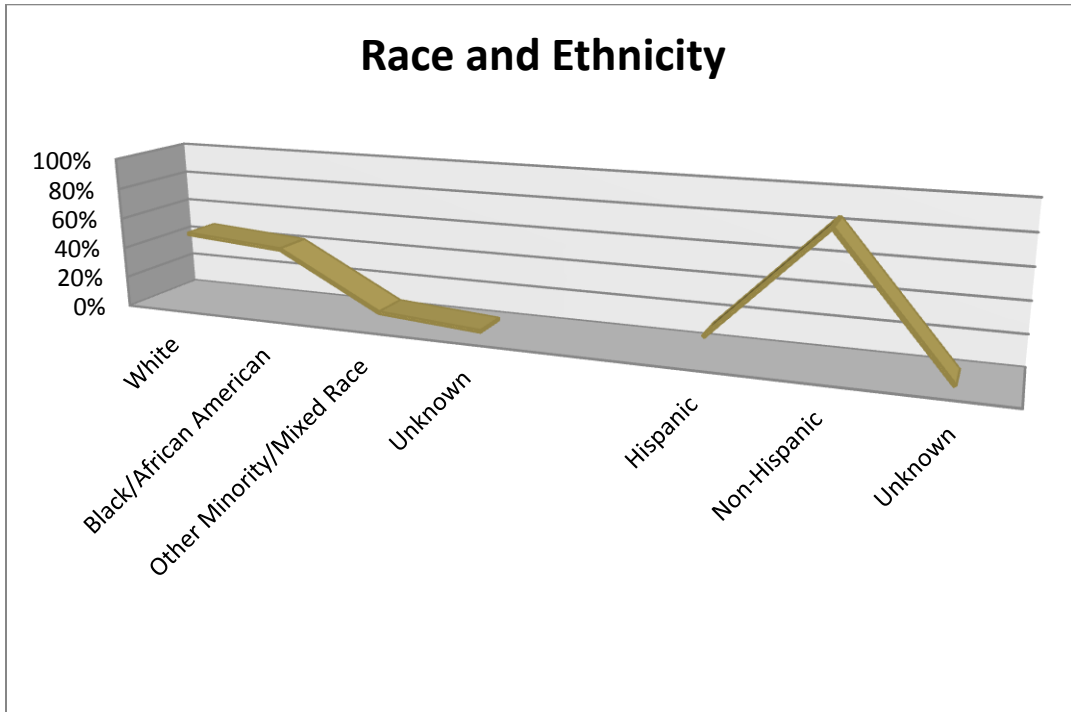
Over the past ten years, CARES, inc. has continually revised the format of this report to continue to meet the needs of the community with a standardized system of data collection and reporting across agencies, programs and service categories. However, it can be difficult to compare reports from year to year due to changes at the Federal level and community participation at the local level. When HUD redefines programming specifications for the HMIS, as happened in 2010 and will happen again in 2014. Your HMIS System Administrator is available to assist in navigating this complex landscape of data. Please contact CARES at (518) 489-4130 or hmis@caresny.org for any assistance in interpreting the data presented in this report. A time period of two weeks is appreciated for additional data requests.

Summary of Demographic Data

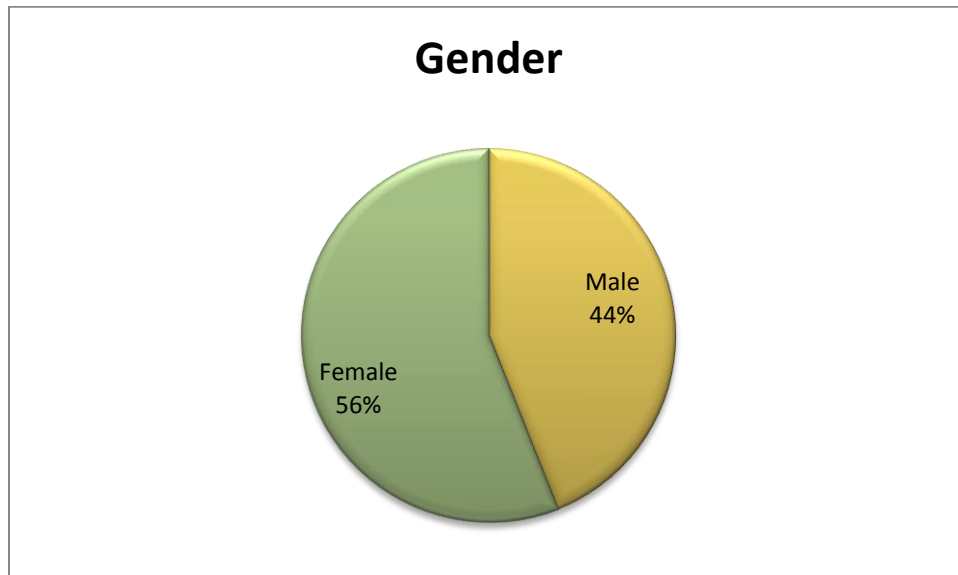
In the 2013 calendar year, 5,324 unduplicated persons in 4,596 households were served by the community as reported in the HMIS, including 642 children under the age of 18.



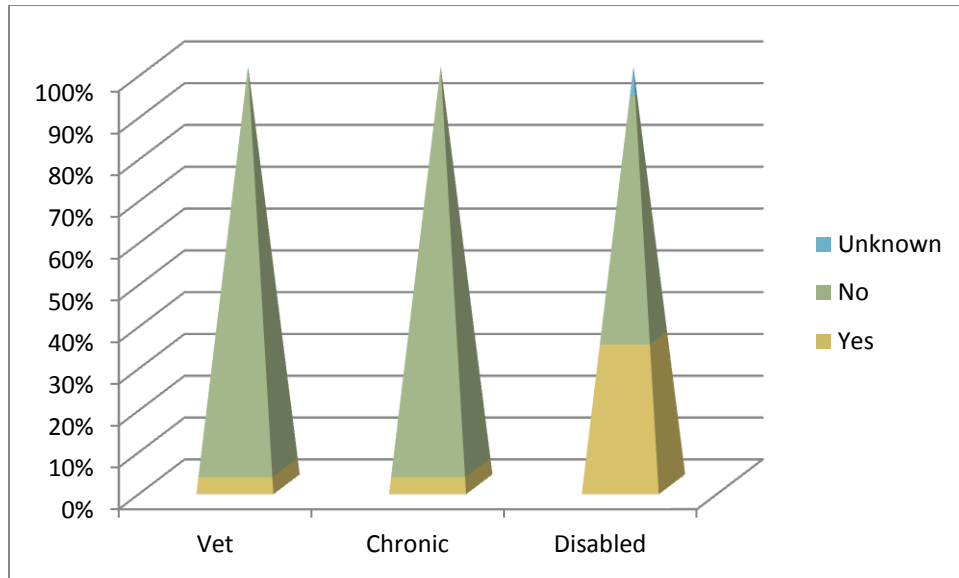
14% of those served reported as Hispanic/Latino, 82% non-Hispanic/Latino and the remainder was unknown



48% were white, with 2% unknown race and the remainder a mix of minority races, primarily Black or African/American at 43% of the total population served.



44% were male, 56% female and <1% transgendered, although that population was represented



4% of adults served were veterans, well below the 10% national average.

4% of those served qualified as Chronically Homeless under the HUD definition of being homeless 4 or more times in 3 years or for a period of 1 year or longer AND having a disabling condition.

35% of all persons served reported one or more disabling conditions;

- HIV/AIDS - 1%
- Physical Disability - 17%
- Chronic Health Condition - 15%
- Mental Health Problem - 20%
- Substance Abuse
 - Alcohol Abuse - 1%
 - Drug Abuse - 2%
 - Both Alcohol and Drug Abuse - 3%

Discharge Destination:

- <1% of all persons discharged reported leaving to an emergency destination,
- 4% to a permanent destination,
- <1% to a temporary destination,
- 94% did not exit program within the reporting year,
- The remainder being discharged to an unknown destination.

Annotations

1- This report includes homeless prevention and housing programs participating in the Homeless Management Information System (HMIS) for your community but does not include domestic violence providers as per Federal Law and may not include homeless programs by non-mandated providers who have chosen not to participate in the HMIS database. Domestic Violence dedicated programs are not included above.

2- Taken from the cover sheet of the 2013 AHAR report provided by HUD. Please contact the CoC Collaborative Applicant for a copy of the 2013 AHAR

3- Programs included in report:

Program Agency/Division:

Bethesda House Case Management	Bethesda House
Bethesda House Case Management Expansion	Bethesda House
Bethesda House Emergency Veterans Initiative	Bethesda House
Bethesda House Essential Services Case Management	Bethesda House
Bethesda House Essential Services Program	Bethesda House
Bethesda House of Schenectady HOME Prevention	Bethesda House
Bethesda House of Schenectady Day Shelter	Bethesda House
Bethesda House of Schenectady HOME Rapid Re-housing	Bethesda House
Bethesda House Rep Payee Program	Bethesda House
Bethesda House Safe Haven Program	Bethesda House
Liberty House	Bethesda House
Lighthouse	Bethesda House
Pathways To The Future	Bethesda House
LASH Schenectady	Legal Aid Society
SCAP STEHP LEGAL AID Prevention	Legal Aid Society
Continuum Of Care	Mohawk Opportunities
Mohawk Opportunities Continuum of Care Program - 14 Unit	Mohawk Opportunities
Mohawk Opportunities Permanent Housing for Chronically Homeless - 8 bed	Mohawk Opportunities
Mohawk Opportunities Permanent Supported Housing Program - CoC 6 bed	Mohawk Opportunities

Mohawk Opportunities Rental Assistance Program	Mohawk Opportunities
Mohawk Opportunities Supported Housing OMH Long Term	Mohawk Opportunities
Mohawk Opportunities Supported Housing Program	Mohawk Opportunities
New Choices Recovery Center Shelter Plus Care - DUP09A	New Choices Recovery Center
New Choices Recovery Center Shelter Plus Care - DUP09B	New Choices Recovery Center
Project Safe - Schenecatady	SAFE Inc.
SAFE House	SAFE Inc.
City of Schenectady ESG - SCAP	Schenectady Community Action Program
Expansion Grant	Schenectady Community Action Program
New PHP Program	Schenectady Community Action Program
PHP 7	Schenectady Community Action Program
SCAP Emergency Shelter Grant	Schenectady Community Action Program
SCAP HIP	Schenectady Community Action Program
SCAP Permanent Housing Program	Schenectady Community Action Program
SCAP Shelter Plus Care Program	Schenectady Community Action Program
SCAP STEHP	Schenectady Community Action Program
SCAP STEHP LEGAL AID	Schenectady Community Action Program
SCAP-ESG-Court Advocacy	Schenectady Community Action Program
SCAP-ESG-Court Advocacy Prevention	Schenectady Community Action Program
SCAP-ESG-Financial Assistance	Schenectady Community Action Program
Sojourn House	Schenectady Community Action Program
Schenectady YMCA - SRO	Schenectady YMCA
YMCA of Schenectady Shelter Plus Care - DUP09A	Schenectady YMCA
YMCA of Schenectady Shelter Plus Care - DUP09B	Schenectady YMCA
YMCA Supported Housing	Schenectady YMCA
Soldier On Schenectady-SSVF	Soldier On
Wildwood Schenectady	Wildwood
Rosa's House	YWCA of Schenectady
Rosa's House Expansion	YWCA of Schenectady

YWCA Schenectady - Main Building	YWCA of Schenectady
YWCA Schenectady - Mary Hill House	YWCA of Schenectady

Programs **NOT** participating in the HMIS but on the Housing Inventory Chart:

City Mission of Schenectady - City Mission of Schenectady
 City Mission of Schenectady - City Mission Transitional Housing
 City Mission of Schenectady - Family Life Center
 Department of Social Services funded motel vouchers - Various
 Salvation Army - Booth Home
 Veterans Administration - VASH - VA

4- Support services programs, Homeless Prevention programs and Rapid Re-Housing programs recorded in the HMIS are not, at this time, collected in the AHAR.

	1st Qtr	2nd Qtr	3rd Qtr	4th Qtr	Annual
Total Record Count:	4,654	5,372	5,314	5,565	5,324
PROGRAM CATEGORY	%	%	%	%	%
ES Emergency Shelter	0.6%	0.5%	0.4%	0.4%	0.4%
PH Permanent Housing	10.4%	10.0%	9.1%	8.5%	8.2%
TH Transitional Housing	1.0%	1.5%	1.1%	1.3%	0.3%
SSO Supportive Services Only	88.0%	88.0%	89.4%	89.6%	90.9%
HOUSEHOLDS WITH:	%	%	%	%	%
Only Adults	63.5%	63.5%	62.2%	62.7%	64.4%
Adults and Children	34.9%	34.6%	35.7%	35.3%	33.6%
Only Children	1.6%	1.9%	2.1%	2.0%	2.0%
RELATION TO PRIMARY CLIENT	%	%	%	%	%
Child	12.5%	12.3%	12.9%	12.7%	11.4%
Other Adult	1.4%	1.5%	1.4%	1.7%	1.3%
Self	85.1%	85.4%	84.8%	84.7%	86.3%
Other	0.0%	0.1%	0.2%	0.1%	0.1%
No Data	0.8%	0.7%	0.8%	0.7%	0.7%
AGE AT INTAKE	%	%	%	%	%
0-17 :	13.2%	12.9%	13.4%	13.5%	12.2%
18-61 :	81.3%	81.8%	81.1%	81.1%	82.0%
62+:	5.5%	5.3%	5.5%	5.4%	5.5%
GENDER	%	%	%	%	%
Female	54.4%	54.5%	55.3%	56.5%	56.1%
Male	44.6%	44.7%	43.9%	43.3%	43.7%
Transgendered Female to Male	0.0%	0.0%	0.0%	<1%	<1%
Transgendered Male to Female	0.1%	0.1%	0.1%	<1%	<1%
Don't Know	0.8%	0.7%	0.6%	0.1%	0.1%
Refused	0.0%	0.0%	0.0%	0.0%	0.0%
RACE	%	%	%	%	%
American Indian or Alaskan Native	0.9%	0.9%	0.8%	0.9%	0.8%
Asian	1.1%	1.1%	1.4%	1.3%	0.2%
Black or African-American	42.3%	43.7%	42.8%	43.1%	42.8%
Multi-Racial	2.3%	2.3%	2.3%	2.20%	3.2%
Native Hawaiian or Other Pacific Islander	0.3%	0.3%	0.4%	0.5%	0.5%
White	48.0%	46.8%	47.5%	47.3%	47.9%
Don't Know	1.5%	1.5%	1.6%	1.4%	1.3%
Refused	0.1%	0.3%	0.2%	0.3%	0.2%
No Data	3.6%	3.1%	3.1%	3.0%	3.1%

	1st Qtr	2nd Qtr	3rd Qtr	4th Qtr	Annual
ETHNICITY	%	%	%	%	%
Hispanic / Latino	13.1%	13.4%	13.8%	14.1%	13.7%
Non-Hispanic / Non-Latino	81.3%	81.8%	81.4%	81.7%	81.9%
Don't Know	1.5%	1.3%	1.3%	3.1%	0.9%
Refused	0.0%	0.1%	0.1%	0.1%	0.1%
No Data	4.0%	3.5%	3.5%	1.0%	3.4%

VETERAN? *adults only	%	%	%	%	%
Yes	4.6%	4.6%	4.4%	4.2%	4.1%
No	93.6%	93.8%	94.0%	93.8%	94.6%
Don't Know	1.9%	1.6%	1.6%	1.0%	1.3%

CHRONICALLY HOMELESS	%	%	%	%	%
Yes	1.9%	2.2%	1.7%	1.4%	3.6%
No	92.7%	93.7%	94.8%	84.6%	85.0%
No Data	5.4%	4.0%	3.5%	14.0%	10.7%

DISABLING CONDITION	%	%	%	%	%
Yes	34.2%	34.9%	34.5%	34.2%	34.5%
No	57.2%	57.3%	57.8%	58.8%	58.3%
Refused	0.1%	0.1%	0.1%	0.1%	0.1%
Don't Know	2.9%	2.6%	2.5%	2.0%	2.1%
No Data	5.6%	5.1%	5.1%	4.9%	5.0%

HIV/AIDS (ADMISSION)	%	%	%	%	%
Yes	0.9%	0.9%	0.9%	0.8%	0.8%
No	71.8%	74.3%	75.6%	77.3%	76.5%
Don't Know	11.0%	9.9%	9.5%	8.6%	8.9%
Refused	0.2%	0.1%	0.1%	0.1%	0.1%
No Data	16.1%	14.7%	13.9%	13.2%	13.7%

PHYSICAL DISABILITY (ADMISSION)	%	%	%	%	%
Yes	15.7%	15.8%	16.3%	16.4%	16.5%
No	58.3%	60.5%	61.1%	62.6%	61.5%
Don't Know	10.3%	9.2%	9.0%	8.6%	8.6%
Refused	0.0%	0.0%	0.0%	0.1%	0.0%
No Data	15.7%	14.4%	13.6%	12.3%	13.4%

CHRONIC HEALTH CONDITION (ADMISSION)	%	%	%	%	%
Yes	13.8%	14.3%	15.2%	15.1%	15.1%
No	59.5%	61.4%	61.6%	63.3%	62.3%
Don't Know	10.4%	9.3%	9.1%	8.3%	8.7%
Refused	0.0%	0.0%	0.0%	0.0%	0.0%
No Data	16.3%	15.0%	14.1%	13.3%	13.9%

MENTAL HEALTH PROBLEM (ADMISSION)	%	%	%	%	%
Yes	19.4%	19.8%	20.0%	20.4%	20.3%
No	54.8%	56.6%	57.6%	58.7%	57.9%
Don't Know	15.4%	9.2%	9.0%	8.2%	8.5%
Refused	0.1%	0.1%	0.1%	0.1%	0.1%
No Data	15.4%	14.2%	13.4%	12.7%	13.2%

	1st Qtr	2nd Qtr	3rd Qtr	4th Qtr	Annual
SUBSTANCE ABUSE PROBLEM (ADMISSION)	%	%	%	%	%
Alcohol abuse	1.7%	1.9%	1.6%	1.5%	1.4%
Drug abuse	2.3%	2.4%	2.2%	2.2%	2.1%
Both alcohol and drug abuse	3.8%	4.1%	3.7%	3.4%	3.5%
No	65.8%	67.4%	69.6%	71.4%	70.5%
Don't Know	10.4%	9.5%	9.1%	8.3%	8.7%
Refused	0.0%	0.1%	0.0%	0.0%	0.0%
No Data	16.0%	14.7%	13.9%	13.1%	13.7%

MONTHLY INCOME SOURCES (ADMISSION) *ages 18-65	%	%	%	%	%
Earned Income	13.4%	11.4%	12.1%	12.1%	12.1%

MONTHLY INCOME SOURCES (DISCHARGE) *ages 18-65	%	%	%	%	%
Earned Income	1.0%	0.7%	0.9%	0.5%	0.1%
Still In Program	93.5%	93.6%	94.5%	95.7%	94.0%

RESIDENCE PRIOR TO PROGRAM ENTRY	%	%	%	%	%
Emergency	17.7%	18.4%	17.6%	14.6%	14.4%
Temporary	1.7%	1.9%	1.5%	4.0%	3.9%
Permanent	62.5%	62.3%	63.9%	65.4%	65.9%
Don't Know	1.4%	1.1%	1.0%	0.7%	0.7%
Refused	0.2%	0.2%	0.0%	0.0%	0.0%
Other	3.1%	2.9%	2.7%	2.3%	2.4%
No Data	13.4%	13.2%	13.3%	13.0%	12.0%

DESTINATION	%	%	%	%	%
Emergency	0.1%	0.2%	0.3%	1.1%	0.2%
Permanent	5.5%	5.2%	3.7%	3.1%	4.1%
Temporary	0.1%	0.3%	0.2%	0.2%	0.2%
Don't Know	0.2%	0.2%	0.2%	0.4%	0.3%
Refused	0.2%	0.0%	0.0%	0.1%	0.1%
Other	0.9%	0.5%	1.1%	0.1%	0.8%
Still In Program	92.7%	93.6%	94.6%	95.0%	94.4%

HOUSING STATUS (ADMISSION)	%	%	%	%	%
Literally homeless	25.1%	26.8%	25.5%	25.8%	24.5%
Imminently losing their housing	4.1%	4.5%	6.0%	5.8%	5.1%
Unstably housed and at-risk of losing their housing	14.2%	13.6%	13.7%	14.1%	13.8%
Stably housed	49.5%	48.7%	48.6%	48.8%	51.0%
Don't Know	1.4%	1.1%	1.0%	0.6%	0.6%
Refused	0.1%	0.1%	0.1%	0.1%	0.1%
No Data	5.6%	5.1%	5.1%	4.8%	5.0%

HOUSING STATUS (DISCHARGE)	%	%	%	%	%
Literally homeless	0.2%	0.2%	0.3%	0.1%	0.2%
Imminently losing their housing	0.1%	0.1%	0.2%	0.1%	0.1%
Unstably housed and at-risk of losing their housing	0.6%	0.5%	0.1%	0.1%	0.4%
Stably housed	5.6%	4.9%	4.5%	3.4%	5.0%
Don't Know	0.2%	0.1%	0.2%	0.4%	0.2%
Refused	0.4%	0.3%	0.0%	0.1%	0.2%
Still In Program	93.0%	93.8%	94.7%	95.8%	94.0%