



Sheltered Homeless Veterans

in

Rensselaer County

10/1/2012 - 9/30/2013

Families in Emergency Shelter
Individuals in Emergency Shelter

*Data from the Homeless Management Information System
Submitted for the
Department of Housing and Urban Development's
2013 Annual Homeless Assessment Report to Congress*

Introduction

This report on sheltered homeless veterans is based on local data submitted to the 2013 Annual Homeless Assessment Report Veteran Supplemental Report (AHAR-VET). The AHAR Veteran Supplemental Report is a report to the U.S. Congress on the extent and nature of homeless veterans in America, prepared by the Department of Housing and Urban Development (HUD). It provides nationwide estimates of homelessness, including information about the demographic characteristics of homeless veterans, service use patterns, and the capacity to house homeless veterans. Once published, the 2013 AHAR Veteran Supplemental Report will be found on HUD's Homeless Resource Exchange (<http://www.hudhre.info>).

The AHAR Veterans Local Report is meant to be a resource for stakeholders in each community to view their data in a variety of user friendly tables and charts. The report is based primarily on Homeless Management Information Systems (HMIS) data about homeless veterans who used emergency shelter, transitional housing or permanent supportive housing programs during the 12-month period between Monday, October 1, 2012 to Monday, September 30, 2013. The data are collected in six categories: Veterans in Families in Emergency Shelter, Veterans in Emergency Shelter, Veterans in Families in Transitional Housing, Veterans in Transitional Housing, Veterans in Families in Permanent Supportive Housing and Veterans in Permanent Supportive Housing

All data are based on unduplicated counts, such that each veteran is counted only once, regardless of how many different programs the veteran used. Data on length of stay represent the cumulative length of stay for each veteran within a particular category.

For communities that have all emergency shelter, transitional housing and permanent supportive housing providers using HMIS, the total counts reflect the numbers that those providers reported for the 12 month reporting period. For communities where not all emergency shelter, transitional housing and permanent supportive housing providers are using HMIS, this report provides estimates of the homeless veterans and veterans in families in emergency shelter, transitional housing and permanent supportive housing programs. The estimate is an "extrapolated count" and is based on the assumption that beds located in programs that do not participate in HMIS are occupied at the same rate and with the same amount of overlap as beds located in HMIS-participating programs.

Communities that submitted useable data to the 2013 AHAR were eligible to submit data to the AHAR-VET report. Data were only included in the national AHAR if HMIS participation rates for a particular category exceeded 50 percent of total beds. The extent to which extrapolated data are representative of the entire community depends on the validity of the assumption that non-participating programs are similar to participating programs. Some programs may target specific sub-populations (such as veterans or women), and their inclusion or exclusion may skew the overall values in particular questions. This report does not include or purport to extrapolate about veterans that are served by "victim service providers" including rape crisis centers, battered women's shelters, domestic violence transitional housing programs, and other programs whose primary mission is to provide services to victims of domestic violence, dating violence, sexual assault, or stalking. This report also does not include those who were living in places not meant for human habitation, such as on the street, in hotels or motels, or in doubled-up living situations, unless these veterans also used emergency shelter or transitional housing.

The report includes the following sections:

The Demographic Characteristics of Sheltered Homeless Veterans table provides the percentage of veterans reported in category by gender of adults, ethnicity, race, age, veterans by household size, veteran status (adults only) and disability status (adults only). Graphs for each category are below the table.

The Prior Living Situation of Veterans Using Homeless Residential Services table shows the percentage breakdowns of the prior living situation data in each category. The data is categorized by living arrangement from the night before program entry. Living arrangements are categorized by homeless situations, housing situations, institutional settings, and other settings. This table also shows the percentage of the stability of the previous night's living arrangements and the zip code of last permanent address. Graphs for each category are below the table.

The Length of Stay in Emergency Shelter, Transitional Housing and Permanent Supportive Housing for Veterans and Veterans in Families table shows the percentage breakdown of length of stay for veterans and families in emergency shelter, transitional housing and permanent supportive housing. In each category an individual percentage is given for a specific length of stay as well as a cumulative percentage that show the individual percentages accruing. A graph comparing the categories is below the table.

¹ Families are defined as any household that includes at least one adult over 18 years old and one child who is younger than 18 years old. All other veterans, including those in multi-person households consisting of only adults or only children, are reported as single veterans.

² Other factors, such as nightly counts that far exceeded the reported number of beds in the community, may also have caused data to have been excluded from the AHAR.

Table of Contents

Demographics

- Exhibit 3.1 Demographic Characteristics of Sheltered Homeless Veterans (Table)
- Exhibit 3.2 Demographic Characteristics: Gender of Adults (Graph)
- Exhibit 3.3 Demographic Characteristics: Race of Veterans in Families in Emergency Shelter (Graph)
- Exhibit 3.4 Demographic Characteristics: Race of Individuals in Emergency Shelter (Graph)
- Exhibit 3.5 Demographic Characteristics: Race (Graph)
- Exhibit 3.6 Demographic Characteristics: Age of Veterans in Families in Emergency Shelter (Graph)
- Exhibit 3.7 Demographic Characteristics: Age of Individuals in Emergency Shelter (Graph)
- Exhibit 3.8 Demographic Characteristics: Veterans by Household Size: Veterans in Families in Emergency Shelter (Graph)
- Exhibit 3.9 Demographic Characteristics: Veterans by Household Size: Individuals in Emergency Shelter (Graph)
- Exhibit 3.10 Demographic Characteristics: Veterans by Household Size (Graph)
- Exhibit 3.11 Demographic Characteristics: Disabled (Adults Only) (Graph)

Prior Living Situation

- Exhibit 4.1 Prior Living Situation of Veterans Using Homeless Residential Services (Table)
- Exhibit 4.2 Living Arrangement the Night before Program Entry: Veterans in Families in Emergency Shelter (Graph)
- Exhibit 4.3 Living Arrangement the Night before Program Entry: Individuals in Emergency Shelter (Graph)
- Exhibit 4.4 Prior Living Situation: Living Arrangement the Night before Program Entry (Graph)
- Exhibit 4.5 Stability of Previous Night's Living Arrangement (Graph)
- Exhibit 4.6 Zip Code of Last Permanent Address (Graph)

Length of Stay

- Exhibit 5.1 Length of Stay in Emergency Shelter and Transitional Housing for Families and Individuals (Table)
- Exhibit 5.2 Length of Stay (Graph)

Exhibit 1.1 Estimated Homeless Counts during a One-Year Period¹

Reporting Year: 10/1/2012 - 9/30/2013

Site: Rensselaer County

	Veterans in Families in Emergency Shelters	Veterans in Families in Transitional Housing	Veterans in Families in Permanent Supportive Housing	Veterans in Emergency Shelters	Veterans in Transitional Housing	Veterans in Permanent Supportive Housing	Estimated Total Number of Homeless Veterans Across Reporting Categories*
Total Estimated Yearly Count²							
<i>Estimated Total Count for Period</i>							0
Point-in-Time Counts³							
<i>Estimated Total on an Average Night</i>							0
On a single night in...							
<i>October 2012</i>							0
<i>January 2013</i>							0
<i>April 2013</i>							0
<i>July 2013</i>							0
Number of Families⁴							
<i>1 year count (October 1-September 30)</i>							
Point-in-Time Counts⁵							
<i>October 29, 2012</i>							
<i>January 28, 2013</i>							
<i>April 29, 2013</i>							
<i>July 29, 2013</i>							
Estimated Utilization and Turnover Rates							
<i>Estimated Average Utilization Rate⁶</i>							
<i>Turnover Rate⁷</i>							
Estimated Counts by Household Type⁸							
<i>Individual adult male</i>							
<i>Individual adult female</i>							
<i>Adult in family, with child(ren)</i>							
<i>Households with only adults</i>							
<i>Missing this information</i>							

Exhibit 1.2 Detailed Derivation of Estimated Homeless Count¹

Reporting Year: 10/1/2012 - 9/30/2013

Site: Rensselaer County

Step	Description	Source	Veterans in Families in Emergency Shelters	Veterans in Families in Transitional Housing	Veterans in Families in Permanent Supportive Housing	Veterans in Emergency Shelters	Veterans in Transitional Housing	Veterans in Permanent Supportive Housing	
1	Unduplicated number of veterans in participating in HMIS	HMIS data from providers that participate in HMIS	0			0			Veterans
2	Number of veteran designated, year-round equivalent beds in HMIS (i.e., bed capacity for participating providers)	SuperNOFA Housing Inventory Chart	0			0			Beds
3	Average number of clients served per bed	Step 1 ÷ Step 2							Veterans per Bed
4	Number of veteran designated, year-round equivalent beds not participating in HMIS (i.e., bed capacity for non-participating providers)	SuperNOFA Housing Inventory Chart	0			0			Beds
5	Estimated unduplicated number of veterans served by providers that do not participate in HMIS	Step 3 x Step 4							Veterans
	Estimated number of veterans served by participating and non-participating Providers. Note								

6	that this estimate double counts people who use participating and non-participating providers. This double count will be eliminated by the overlap adjustment below.	Step 1 + Step 5							Veterans
7	Overlap factor is the square of [(Bed capacity for HMIS non-participating providers)/(Bed capacity for HMIS participating providers)]	(Step 4 ÷ Step 2) x (Step 4 ÷ Step 2)							is overlap factor
8	Number of veterans who used more than one HMIS participating provider in the category	HMIS data from providers that participate in HMIS	0			0			Veterans
9	Estimated number of veterans in families that used both participating and non-participating providers	Step 7 x Step 8							is overlap (cross-over) adjustment
10	Total estimate of number veterans that used either HMIS participating or non-participating Emergency Shelter	Step 6 – Step 9							Veterans

Step	Description	Source	Veterans in Families in Emergency Shelters	Veterans in Families in Transitional Housing	Veterans in Families in Permanent Supportive Housing	Veterans in Emergency Shelters	Veterans in Transitional Housing	Veterans in Permanent Supportive Housing	
11	<p>Extrapolation Factor for non-participating providers: This is the factor applied to calculations that are based only on participating providers. It is used to estimate total number of veterans served by participating and non-participating providers.</p>	Step 10 ÷ Step 1							is the extrapolation factor for non-participating providers.
12	HMIS bed coverage rate	Step 2 ÷ (Step 2 + Step 4)							% of beds participating in the HMIS
13	<p>Point-In-Time Extrapolation Factor. This is the factor applied to calculations that are based only on participating providers. It is used to estimate total number of veterans served by participating and non-participating providers for values that report Point-in-time numbers. In contrast to the standard “Extrapolation Factor,” the point-in-time Extrapolation fact does not include an adjustment for</p>	Step 6 ÷ Step 1							is the extrapolation factor for point-in-time counts.

veterans using
multiple
providers.

¹ This reports provides estimates of the homeless veterans and veterans in families in Emergency Shelter and transitional housing programs that participate in HMIS, as well as those that do not participate in HMIS. The estimate is an “extrapolated count” and is based on the assumption that beds located in programs that do not participate in HMIS are occupied at the same rate as beds located in HMIS-participating programs. The complete derivation of the total extrapolation factors is detailed in the next table.

Adding values across categories will double count veterans who appeared in multiple types of programs.

The estimates do not include veterans that are served by "victim service providers," including rape crisis centers, battered women's shelters, domestic violence transitional housing programs, and other programs whose primary mission is to provide services to victims of domestic violence, dating violence, sexual assault, or stalking.

² These results are generated by multiplying the HMIS data by the Extrapolation Factor (Step 11, in table 2.)

³ These values are generated by multiplying the HMIS data by the Point-In-Time Extrapolation Factor (Step 13, in table 2.)

⁴ These results are generated by multiplying the HMIS data by the Extrapolation Factor (Step 11, in table 2.)

⁵ These values are generated by multiplying the HMIS data by the Point-In-Time Extrapolation Factor (Step 13, in table 2.)

⁶ These results are generated by dividing the HMIS data on veterans on an average night by the total beds in HMIS.

⁷ These results represent the average number of people who use each bed. It is generated by dividing the unduplicated count of veterans recorded in HMIS, by the total number of beds in HMIS

⁸ These results are generated by multiplying the HMIS data by the Extrapolation Factor (Step 11, in table 2).

* This value is generated by multiplying the sum of the extrpolated number of veterans in each category by an overlap factor, which accounts for veterans who use multiple categories. This value is based on the overlap rates among participating programs and adjusted to account for possible overlap in non-participating providers. In this site the adjustment factor is: For the PIT. These values are generated by adding the point in time counts across categories. It is assumed that veterans do not appear in multiple programs on the same night.

Exhibit 1.3 Estimated Homeless Counts: Point in Time Counts

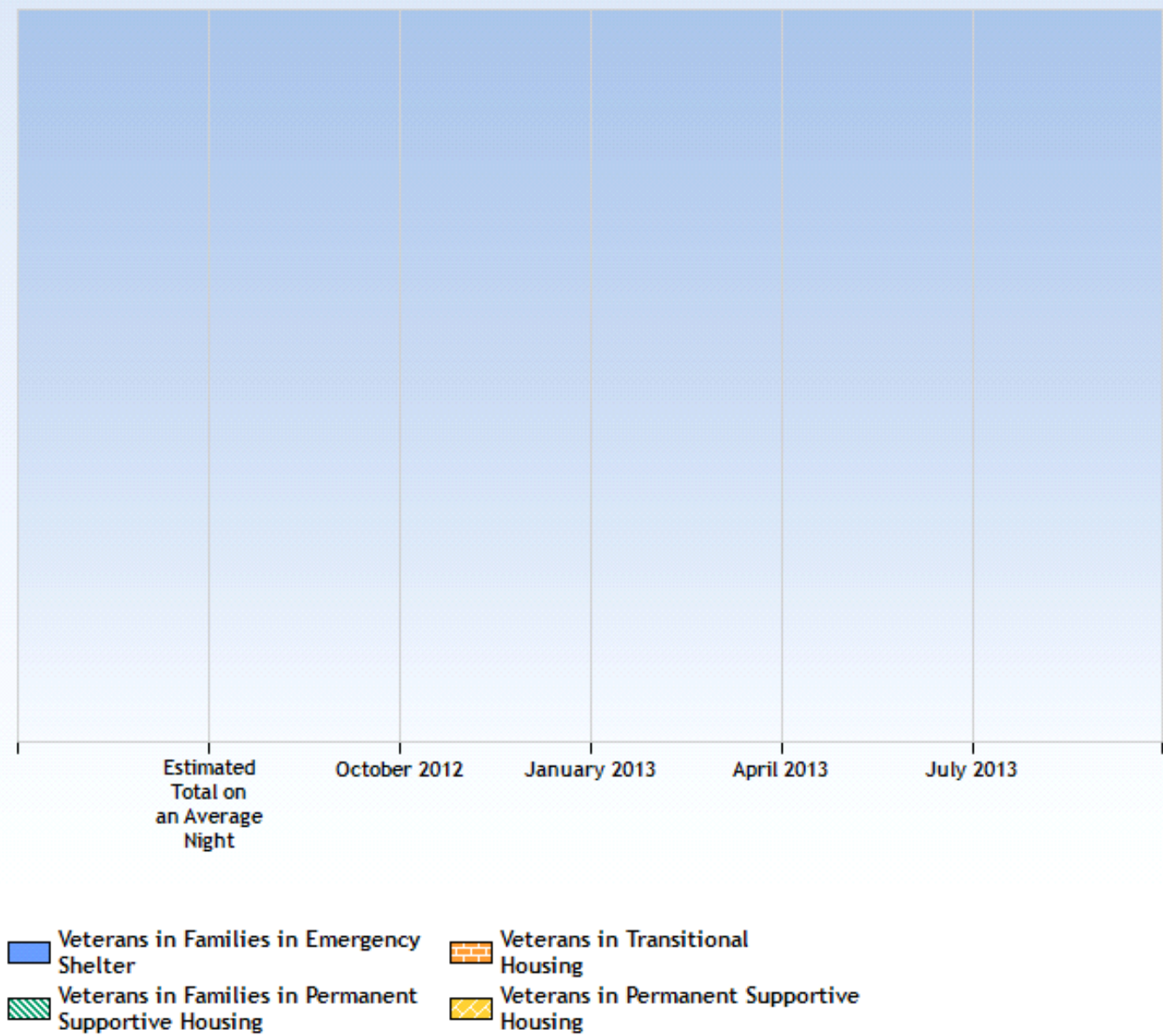


Exhibit 1.4 Estimated Homeless Counts: Number of Families

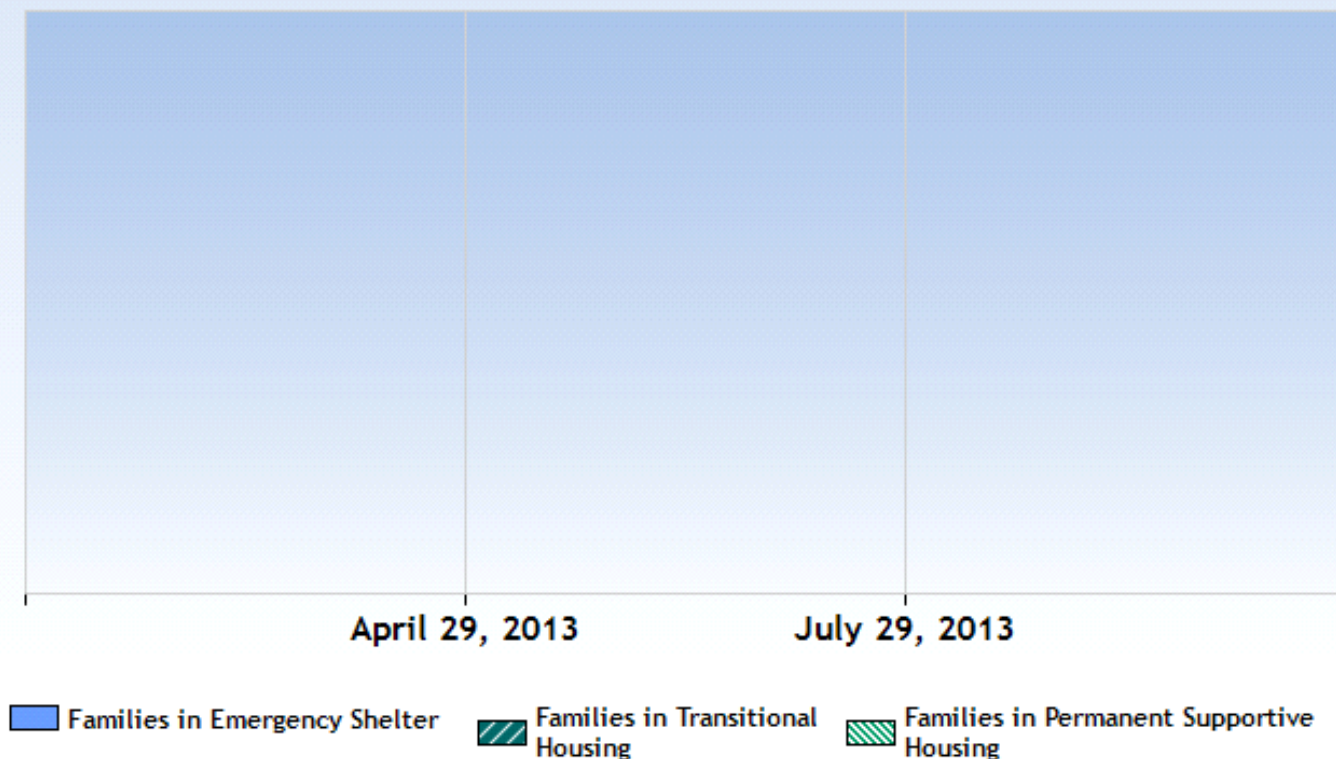


Exhibit 1.5 Estimated Homeless Counts: Estimated Average Utilization Rate

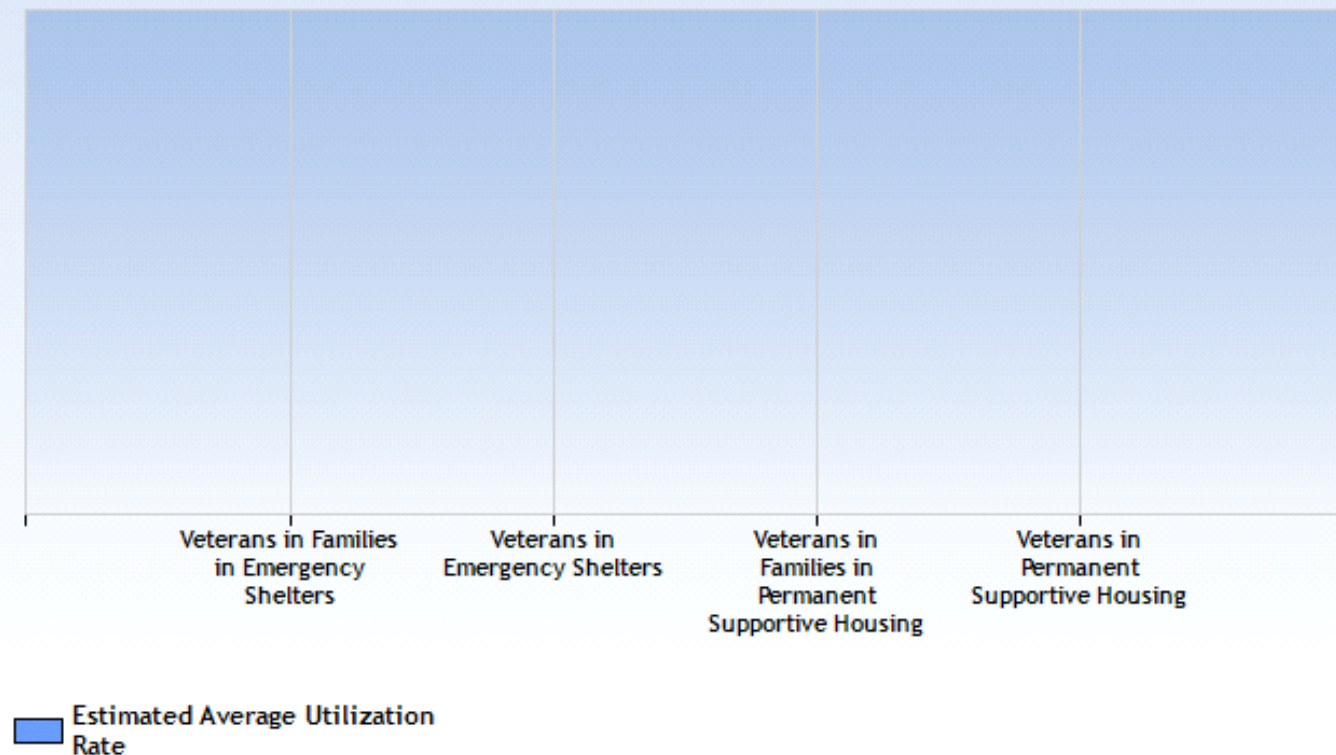


Exhibit 1.6 Estimated Homeless Counts: Turnover Rate

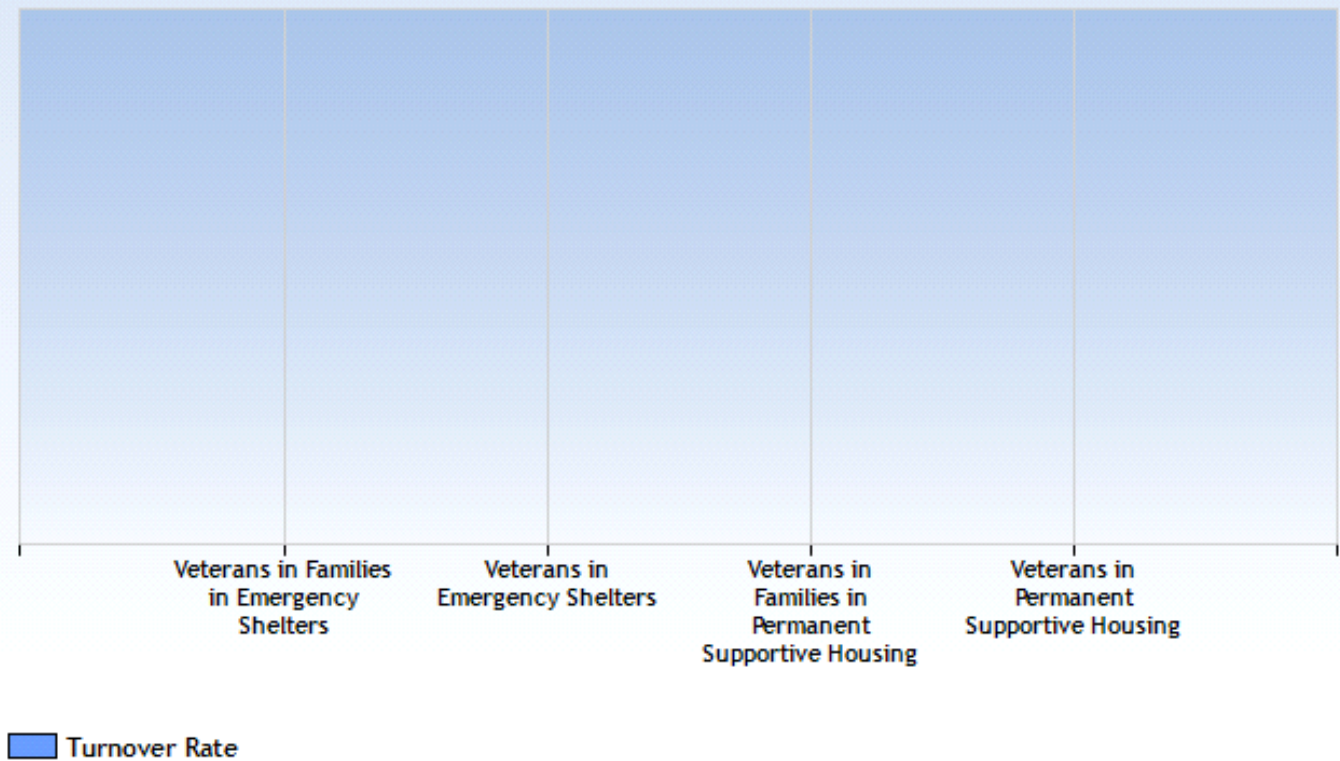


Exhibit 1.7 Estimated Homeless Counts: Veterans in Families in Emergency Shelter



Exhibit 1.8 Estimated Homeless Counts: Veterans in Emergency Shelter



- Individual adult male
- Individual adult female
- Households with only adults
- Missing this information

Exhibit 3.1 Demographic Characteristics of Sheltered Homeless Persons

Reporting Year: 10/1/2012 - 9/30/2013

Site: Rensselaer County

Characteristics	Persons in Families in Emergency Shelters	Persons in Families in Transitional Housing	Persons in Families in Permanent Supportive Housing	Individuals in Emergency Shelters	Individuals in Transitional Housing	Individuals in Permanent Supportive Housing
Number of Sheltered Homeless Persons¹	0	0	0	0	0	0
Gender of Adults						
<i>Female</i>						
<i>Male</i>						
<i>Unknown</i>						
Ethnicity						
<i>Non-Hispanic/non-Latino</i>						
<i>Hispanic/Latino</i>						
<i>Unknown</i>						
Race						
<i>White, non-Hispanic/non-Latino</i>						
<i>White, Hispanic/Latino</i>						
<i>Black or African American</i>						
<i>Asian</i>						
<i>American Indian or Alaska Native</i>						
<i>Native Hawaiian or other Pacific Islander</i>						
<i>Several races</i>						
<i>Unknown</i>						
Age						
<i>18 to 30</i>						
<i>31 to 50</i>						
<i>51 to 61</i>						
<i>62 and older</i>						
<i>Unknown</i>						

Characteristics	Persons in Families in Emergency Shelters	Persons in Families in Transitional Housing	Persons in Families in Permanent Supportive Housing	Individuals in Emergency Shelters	Individuals in Transitional Housing	Individuals in Permanent Supportive Housing
Persons by Household Size						
<i>1 person</i>						
<i>2 persons</i>						
<i>3 persons</i>						
<i>4 persons</i>						
<i>5 or more persons</i>						
<i>Unknown</i>						
Veteran (adults only)						
<i>Yes</i>						
<i>No</i>	N/A	N/A	N/A	N/A	N/A	N/A
<i>Unknown</i>						
Disabled (adults only)						
<i>Yes</i>						
<i>No</i>						
<i>Unknown</i>						

¹ This is the number of sheltered homeless persons from your community's raw data. These numbers do not include persons that are served by "victim service providers," including rape crisis centers, battered women's shelters, domestic violence transitional housing programs, and other programs whose primary mission is to provide services to victims of domestic violence, dating violence, sexual assault, or stalking.

Exhibit 3.2 Demographic Characteristics: Gender of Adults




Exhibit 3.3 Demographic Characteristics: Gender of Children




Exhibit 3.4 Demographic Characteristics: Race of Persons in Families in Emergency Shelter




-  White, non-Hispanic/non-Latino
-  White, Hispanic/Latino
-  Black or African American
-  Asian
-  American Indian or Alaska Native
-  Native Hawaiian or other Pacific Islander
-  Several races
-  Unknown

Exhibit 3.5 Demographic Characteristics: Race of Individuals in Emergency Shelter




-  White, non-Hispanic/non-Latino
-  White, Hispanic/Latino
-  Black or African American
-  Asian
-  American Indian or Alaska Native
-  Native Hawaiian or other Pacific Islander
-  Several races
-  Unknown

Exhibit 3.6 Race

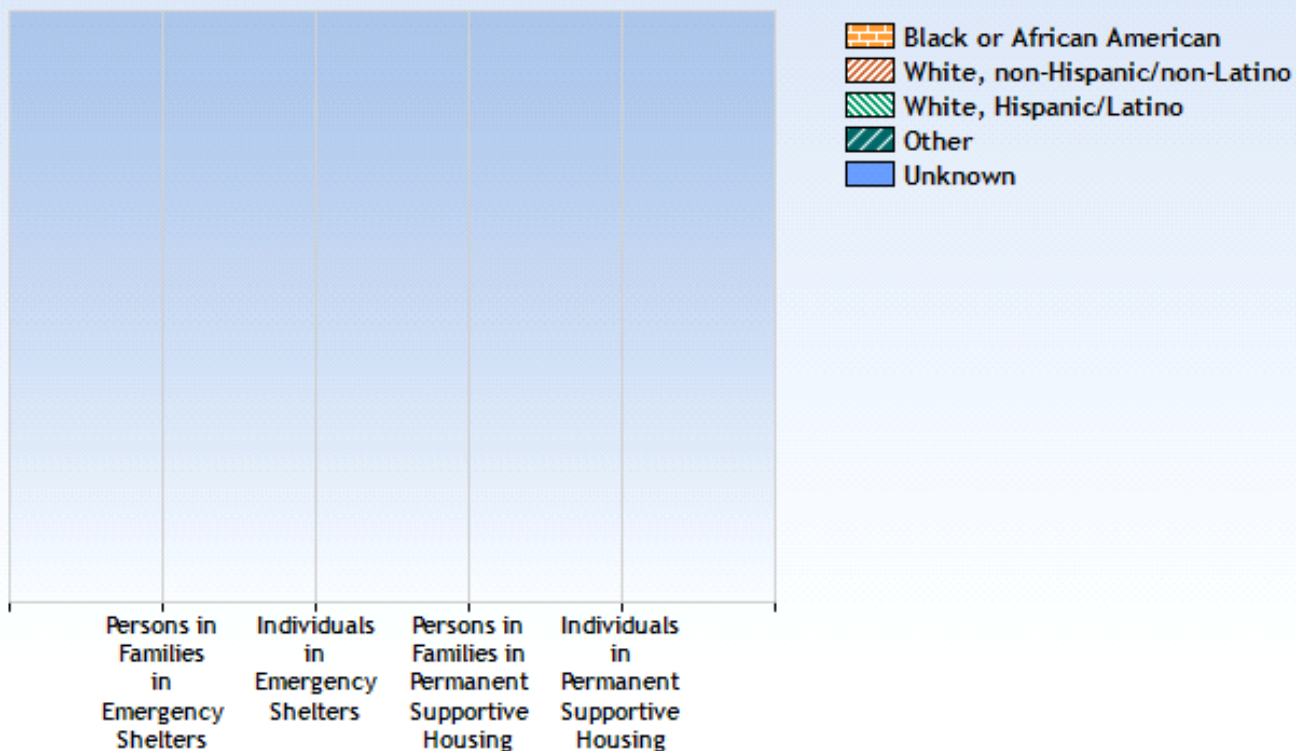


Exhibit 3.7 Demographic Characteristics: Age of Persons in Families in Emergency Shelter



Exhibit 3.8 Demographic Characteristics: Age of Individuals in Emergency Shelter



-  Under 1
-  1 to 5
-  6 to 12
-  13 to 17
-  18 to 30
-  31 to 50
-  51 to 61
-  62 and older
-  Unknown

Exhibit 3.9 Demographic Characteristics: Persons by Household Size: Persons in Families in Emergency Shelter



-  1 Person
-  2 Persons
-  3 Persons
-  4 Persons
-  5 or more Persons
-  Unknown

Exhibit 3.10 Demographic Characteristics: Persons by Household Size: Individuals in Emergency Shelter




Exhibit 3.11 Demographic Characteristics: Persons by Household Size

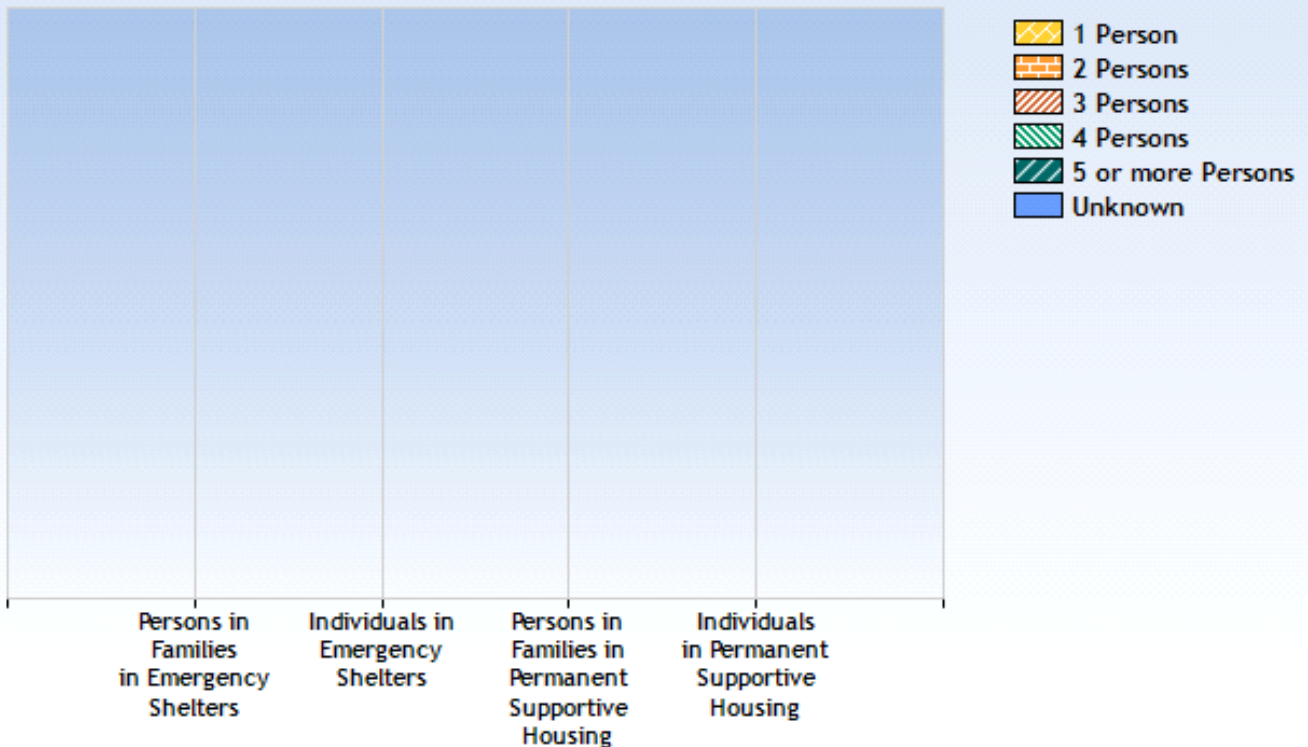


Exhibit 3.12 Demographic Characteristics: Veteran Status (Adults Only)




Exhibit 3.13 Demographic Characteristics: Disabled (Adults Only)




Exhibit 4.1 Prior Living Situation of Persons Using Homeless Residential Services

Reporting Year: 10/1/2012 - 9/30/2013

Site: Rensselaer County

Prior Living Situation	Persons in Families in Emergency Shelters	Persons in Families in Transitional Housing	Persons in Families in Permanent Supportive Housing	Individuals in Emergency Shelters	Individuals in Transitional Housing	Individuals in Permanent Supportive Housing
Number of Sheltered Homeless Persons	0	0	0	0	0	0
Living Arrangement the Night before Program Entry						
Total from Homeless Situation						
<i>Place not meant for human habitation</i>						
<i>Emergency shelter</i>						
<i>Transitional housing</i>						
Total from Housing Situation						
<i>Permanent supportive housing</i>						
<i>Rented housing unit</i>						
<i>Owned housing unit</i>						
<i>Staying with family or friends</i>						
Total from Institutional Settings						
<i>Psychiatric facility</i>						
<i>Substance abuse treatment center or detox</i>						
<i>Hospital (non-psychiatric)</i>						
<i>Jail, prison, or juvenile detention</i>						
Total from Other Situations						
<i>Hotel or motel (no voucher)</i>						
<i>Foster care home</i>						
<i>Other living situation</i>						
<i>Unknown</i>						
Stability of Previous Night's Living Arrangements						
<i>Stayed 1 week or less</i>						
<i>Stayed more than 1 week, but less than a month</i>						
<i>Stayed 1 to 3 months</i>						
<i>Stayed more than 3 months, but less than a year</i>						
<i>Stayed 1 year or longer</i>						
<i>Unknown</i>						
Zip Code of Last Permanent Address						
<i>Same jurisdiction as program locator</i>						
<i>Different jurisdiction than program locator</i>						
<i>Unknown</i>						

Exhibit 4.2 Living Arrangement the Night before Program Entry: Persons in Families in Emergency Shelter












-  Place not meant for human habitation
-  Emergency shelter
-  Transitional housing
-  Rented housing unit
-  Owned housing unit
-  Staying with family or friends
-  Hotel or motel (no voucher)
-  Other living situation
-  Unknown

Exhibit 4.3 Living Arrangement the Night before Program Entry: Individuals in Emergency Shelter












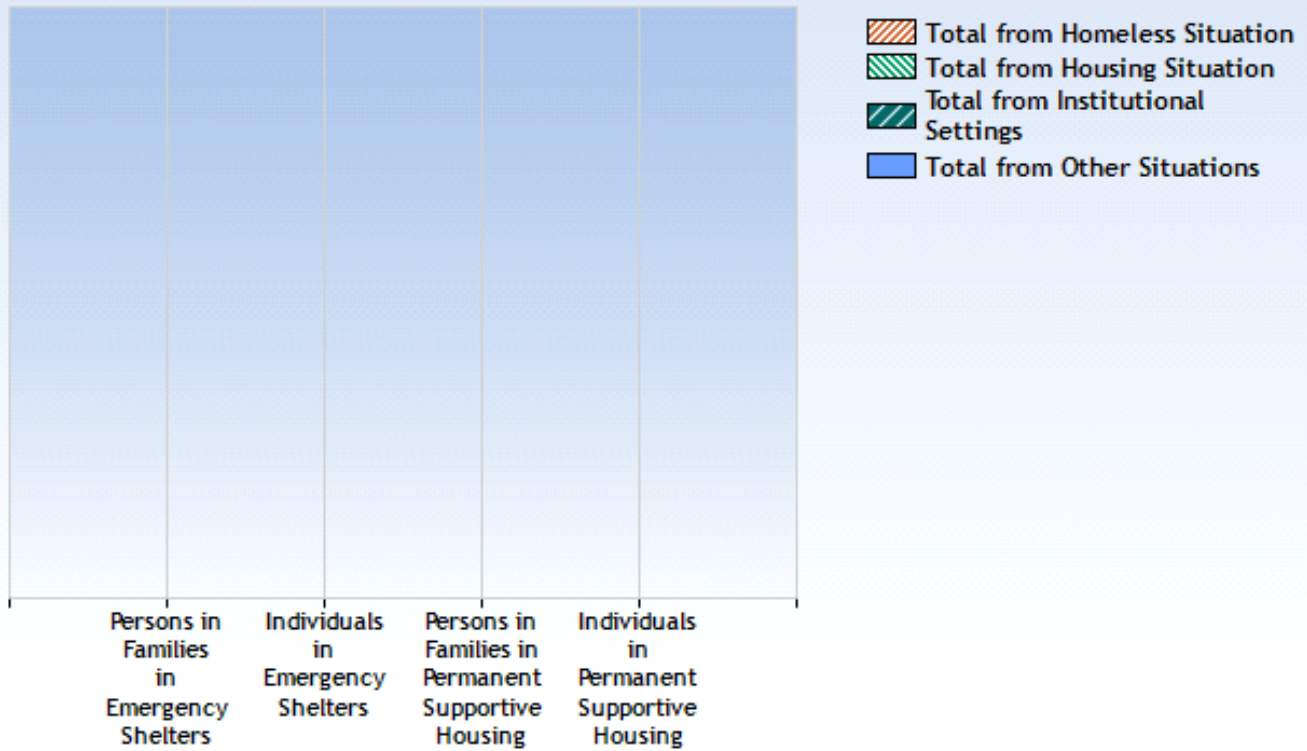
-  Place not meant for human habitation
-  Emergency shelter
-  Transitional housing
-  Rented housing unit
-  Owned housing unit
-  Staying with family or friends
-  Hotel or motel (no voucher)
-  Other living situation
-  Unknown

Exhibit 4.4 Prior Living Situation: Living Arrangement the Night Before Program Entry



Other Situations: Hotel or motel (no voucher), Foster care home, Other living situation, Unknown

Institutional Settings: Psychiatric facility, Substance abuse treatment center or detox, hospital (non-psychiatric), Jail, prison or juvenile detention

Housing Situation: Permanent supportive housing, Rented housing unit, Owned housing unit, Staying with family or friends

Homeless Situation: Place not meant for human habitation, Emergency shelter, Transitional housing

Exhibit 4.5 Stability of Previous Night's Living Arrangement




Exhibit 4.6 Zip Code of Last Permanent Address

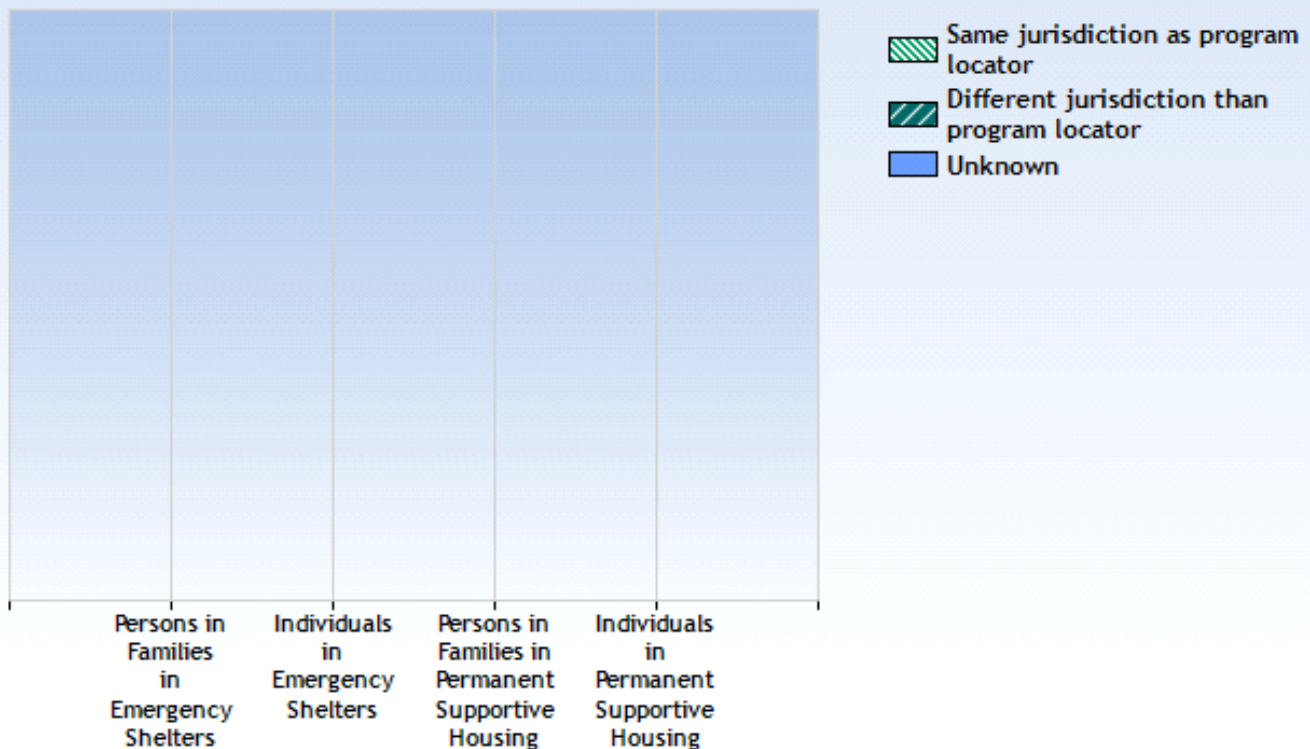


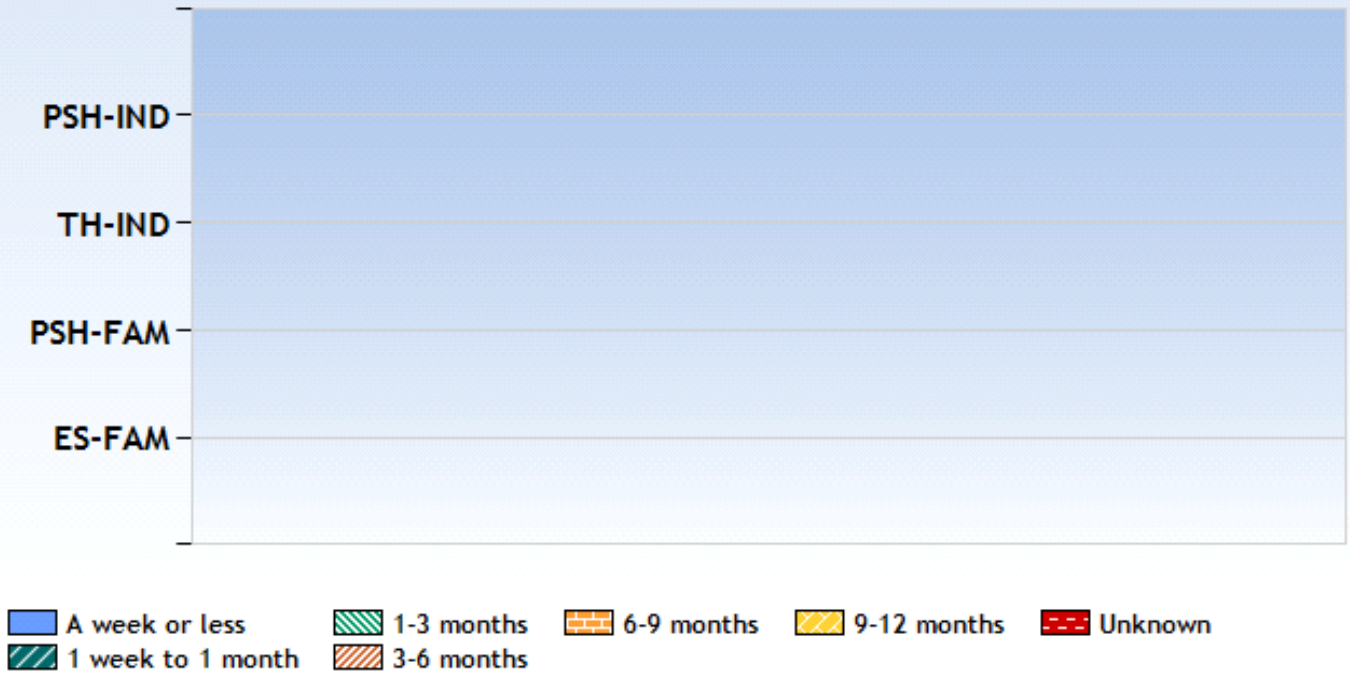
Exhibit 4.1 Length of Stay in Emergency Shelter and Transitional Housing for Persons

Reporting Year: 10/1/2012 - 9/30/2013

Site: Rensselaer County

Length of Stay	Persons in Families in Emergency Shelters		Persons in Families in Transitional Housing		Persons in Families in Permanent Supportive Housing		Individuals in Emergency Shelters		Individuals in Transitional Housing		Individuals in Permanent Supportive Housing	
	%	Cum. %	%	Cum. %	%	Cum. %	%	Cum. %	%	Cum. %	%	Cum. %
A week or less												
1 wk. to 1 month												
1 - 3 months												
3 - 6 months												
6 - 9 months												
9 - 12 months												
Unknown												

Exhibit 4.2 Length of Stay



**Exhibit 6.1 Long-term Stay Demographic Characteristics:
Emergency Shelter Stay of More Than 180 Days**

Reporting Year: 10/1/2012 - 9/30/2013

Site: Rensselaer County

Characteristics	Percentage of All Sheltered Homeless Persons in Families	Percentage of All Persons in Families Who Are Long-Stayers	Percentage of All Sheltered Homeless Individuals	Percentage of All Individuals Who Are Long-Stayers
Number of Homeless Persons	0	0	0	0
Gender of Adults				
<i>Female</i>				
<i>Male</i>				
<i>Unknown</i>				
Ethnicity				
<i>Non-Hispanic/non-Latino</i>				
<i>Hispanic/Latino</i>				
<i>Unknown</i>				
Race				
<i>White, non-Hispanic/non-Latino</i>				
<i>White, Hispanic/Latino</i>				
<i>Black or African American</i>				
<i>Asian</i>				
<i>American Indian or Alaska Native</i>				
<i>Native Hawaiian or other Pacific Islander</i>				
<i>Several Races</i>				
<i>Unknown</i>				
Age				
<i>18 - 30</i>				
<i>31 - 50</i>				
<i>51 - 61</i>				
<i>62 and older</i>				
<i>Unknown</i>				

Characteristics	Percentage of All Sheltered Homeless Persons in Families	Percentage of All Persons in Families Who Are Long-Stayers	Percentage of All Sheltered Homeless Individuals	Percentage of All Individuals Who Are Long-Stayers
Persons by Household Size				
<i>1 person</i>				
<i>2 persons</i>				
<i>3 persons</i>				
<i>4 persons</i>				
<i>5 or more persons</i>				
<i>Unknown</i>				
Number of Homeless Adults	0	0	0	0
Veteran (adults only)				
<i>Yes</i>				
<i>No</i>				
<i>Unknown</i>				
Disabled (adults only)				
<i>Yes</i>				
<i>No</i>				
<i>Unknown</i>				

Exhibit 6.2 Long-Term Stay: Gender of Adults




Exhibit 6.3 Long-Term Stay: Gender of Children




Exhibit 6.4 Long-Term Stay: Race of All Sheltered Homeless Persons in Families





-  White, non-Hispanic/non-Latino
-  White, Hispanic/Latino
-  Black or African American
-  Asian
-  American Indian or Alaska Native
-  Native Hawaiian or other Pacific Islander
-  Several races
-  Unknown

Exhibit 6.5 Long-Term Stay: Race of All Persons in Families who are Long Stayers





-  White, non-Hispanic/non-Latino
-  White, Hispanic/Latino
-  Black or African American
-  Asian
-  American Indian or Alaska Native
-  Native Hawaiian or other Pacific Islander
-  Several races
-  Unknown

Exhibit 6.6 Long-Term Stay: Race of All Sheltered Homeless Individuals



- White, non-Hispanic/non-Latino
- White, Hispanic/Latino
- Black or African American
- Asian
- American Indian or Alaska Native
- Native Hawaiian or other Pacific Islander
- Several races
- Unknown

Exhibit 6.7 Long-Term Stay: Race of All Individuals Who Are Long Stayers



- White, non-Hispanic/non-Latino
- White, Hispanic/Latino
- Black or African American
- Asian
- American Indian or Alaska Native
- Native Hawaiian or other Pacific Islander
- Several races
- Unknown

Exhibit 6.8 Long-Term Stay: Age

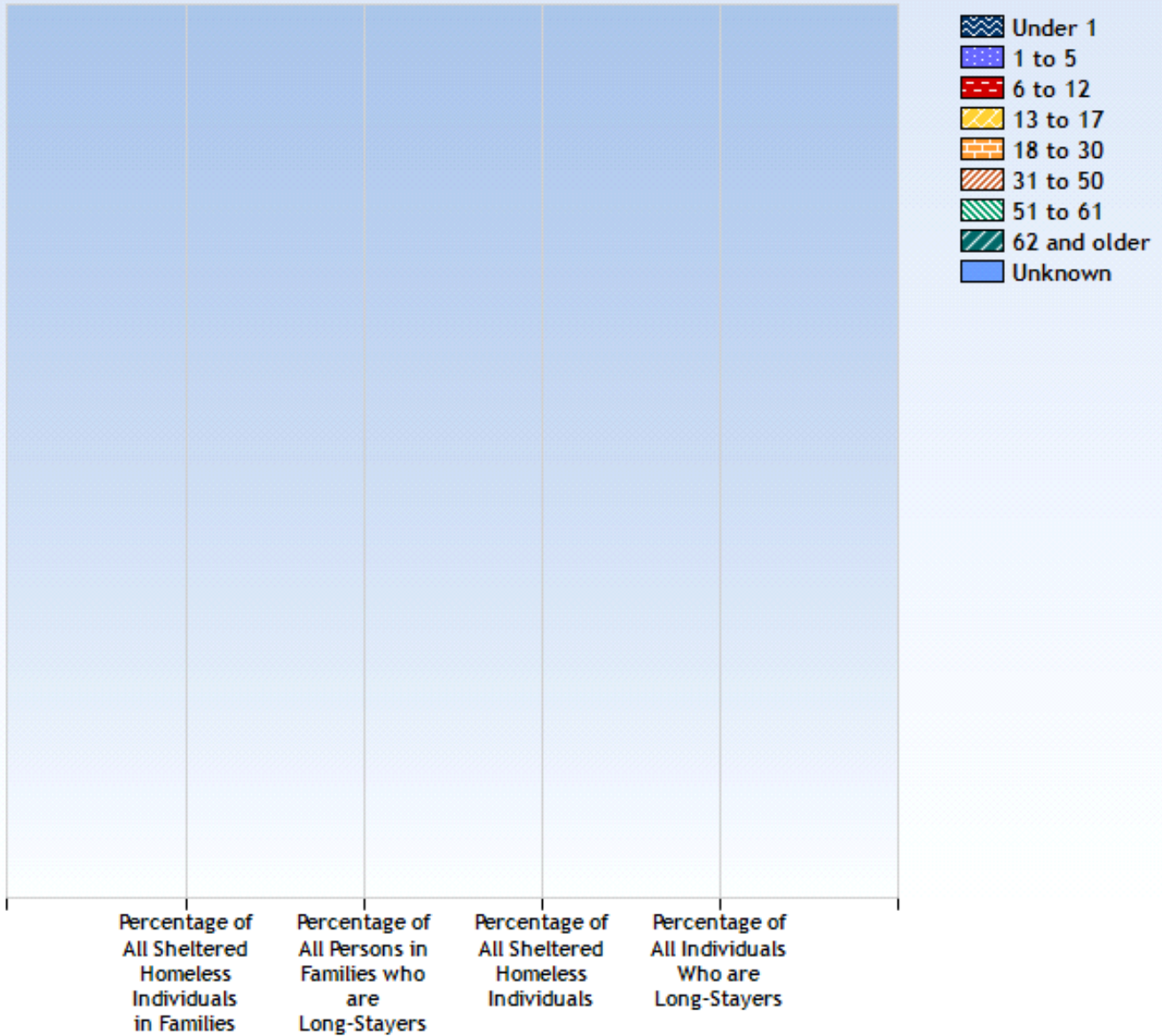


Exhibit 6.9 Long-Term Stay: Persons by Household Size

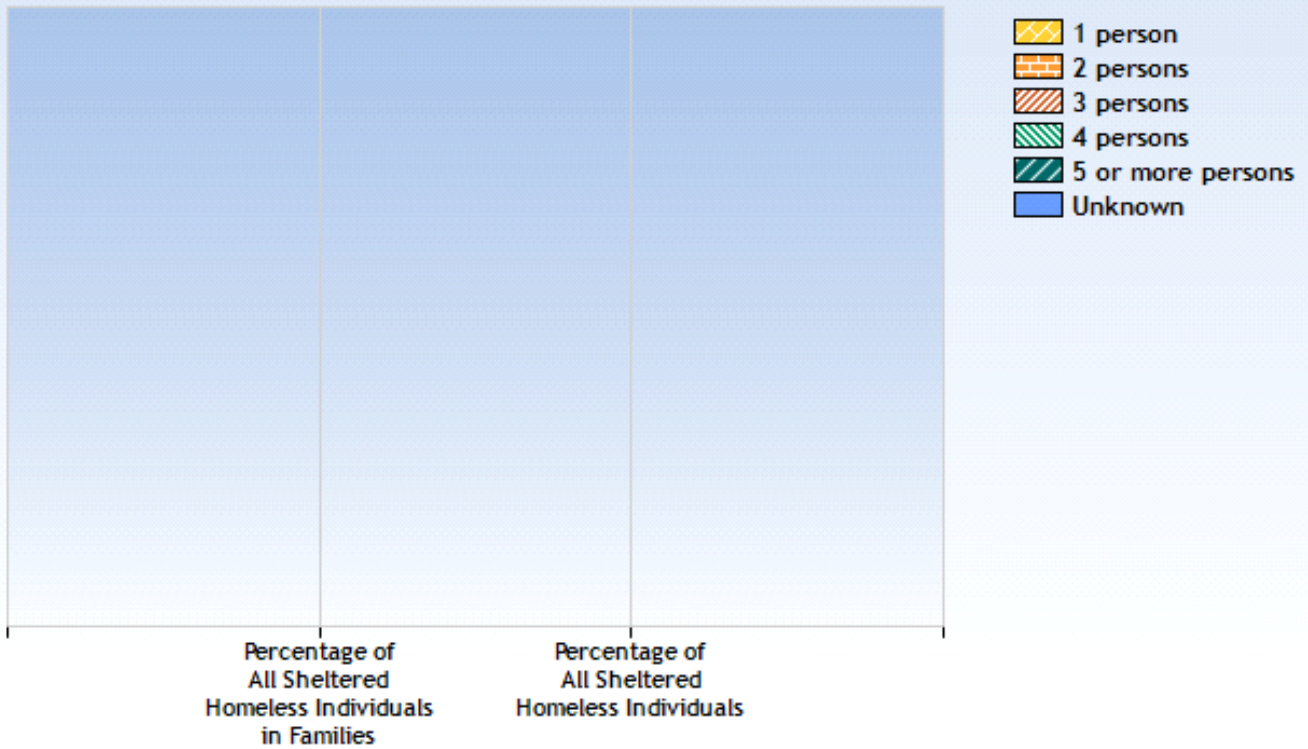


Exhibit 6.10 Long-Term Stay: Veteran (Adults only)




Exhibit 6.11 Long-Term Stay: Disabled (Adults only)

