




Demographics

Representing 571 Homeless Persons receiving service as reported in CRHMIS



Homeless Individuals

57% of all Households are comprised of One Person




64%

36%



Homeless Families

Household Size



25%

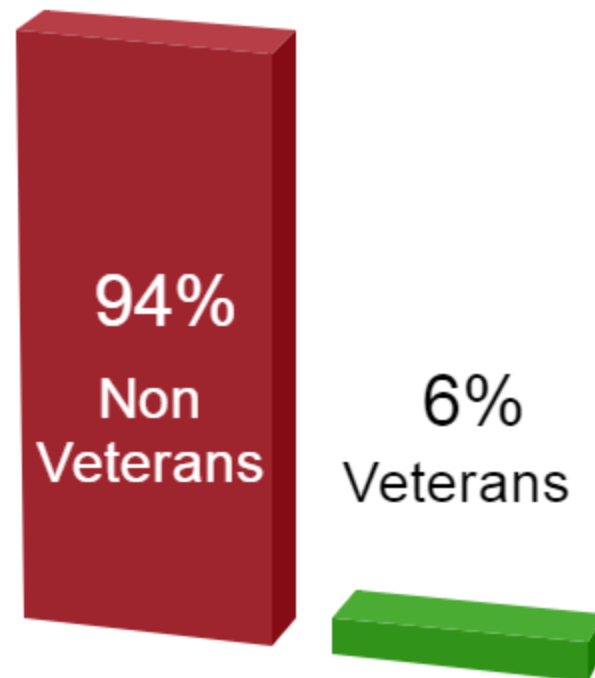
31%

27%

17%



Homeless Veterans



94%

Non Veterans

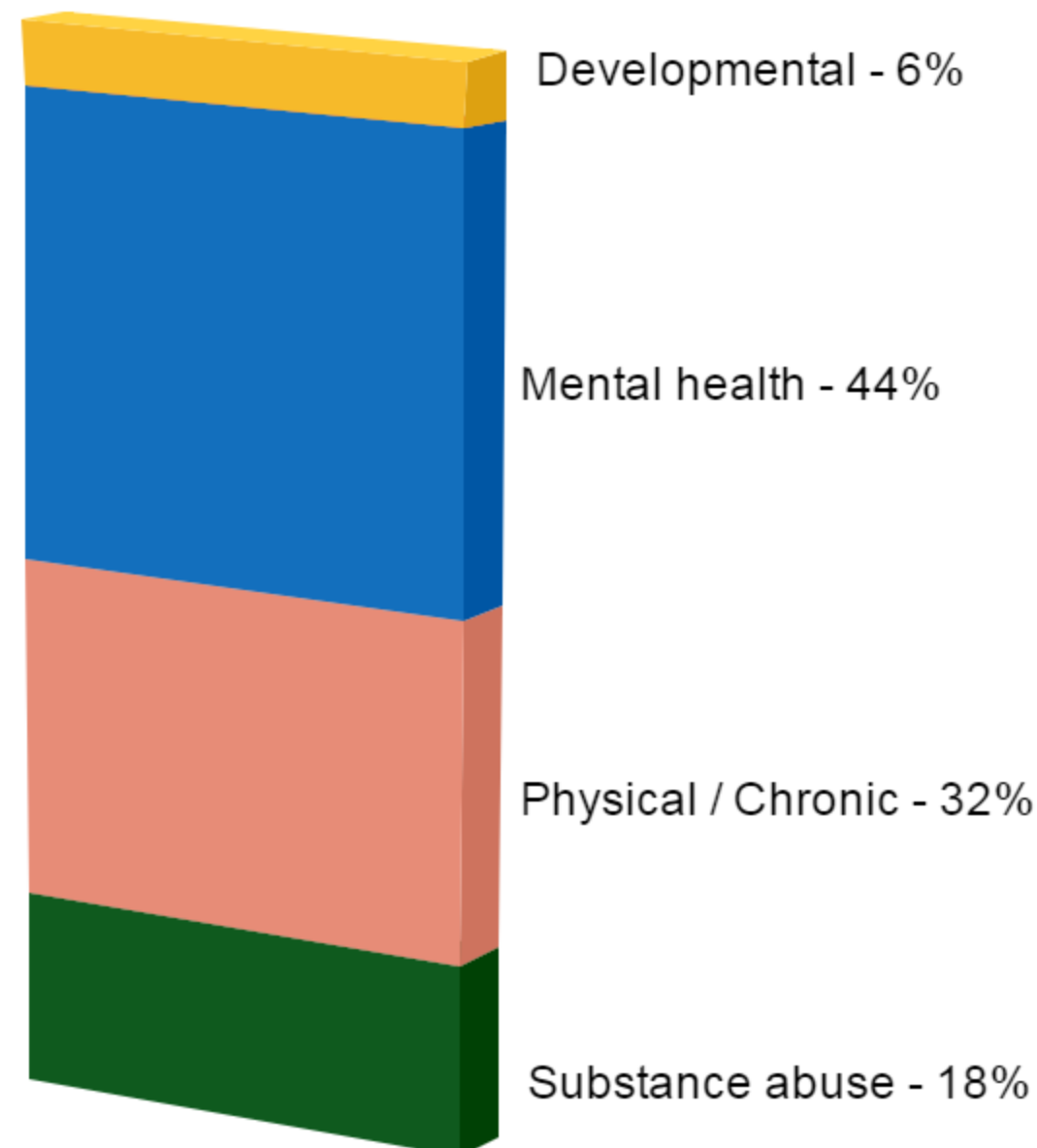
6%

Veterans



Disabling Conditions

49% of homeless people served reported a disability



Developmental - 6%

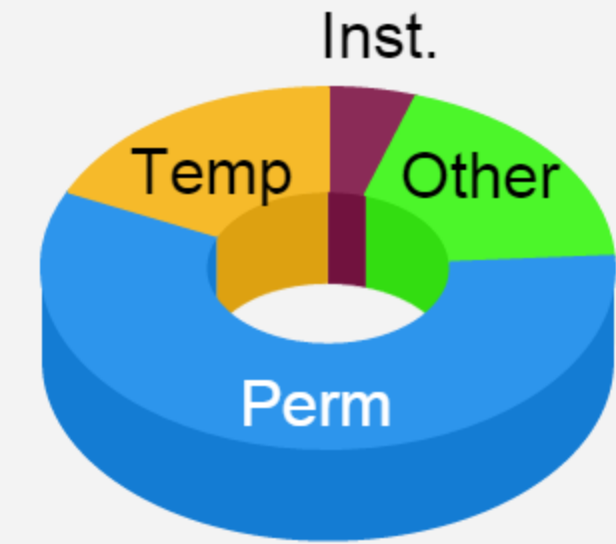
Mental health - 44%

Physical / Chronic - 32%

Substance abuse - 18%




Discharge Outcomes



5% Institutional
58% Permanent

19% Other
18% Temporary



Data Quality

(Missing/null data 5% or greater)

Data Element Residential	Missing / Null
Disabling Condition	11%
Data Element SSO/Outreach	
Social Security Number	7%
Length of Time on Street, in an Emergency Shelter, or Safe Haven	11%
Extent of Homelessness Questions:	
No problems reported	



Chronically Homeless

(6.3%)



For complete reports and other information, visit caresny.org, and choose "CARES Regional HMIS & Reports" from the HMIS menu!



NY-522 - Jefferson Lewis St. Lawrence Counties CoC

2nd Quarter, 2015 Fiscal Year