




Demographics

Representing 977 Homeless Persons receiving service as reported in CRHMIS



Homeless Individuals

59 % of all Households are comprised of One Person



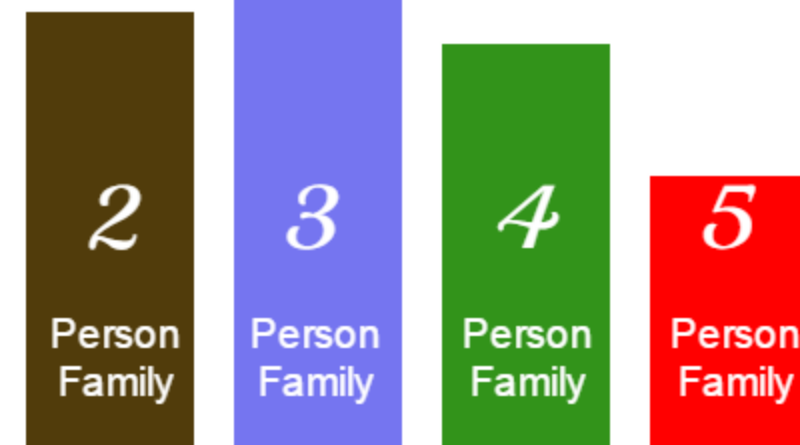
63%

37%



Homeless Families

Household Size



27%

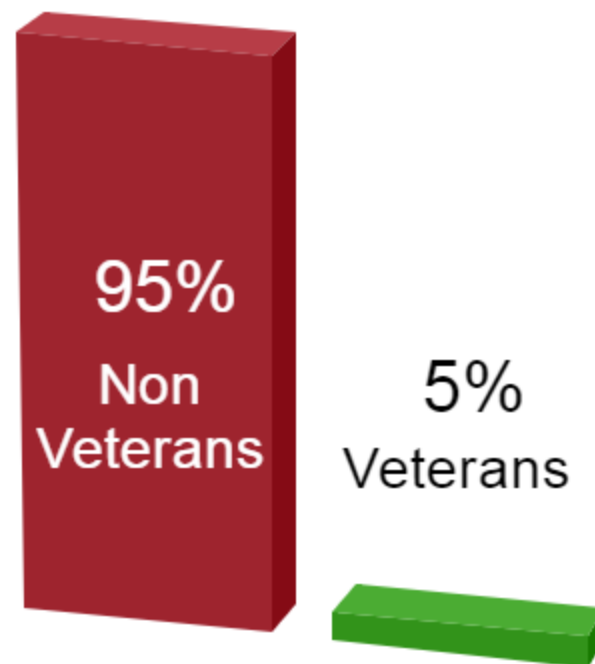
32%

25%

16%



Homeless Veterans



95%

Non Veterans

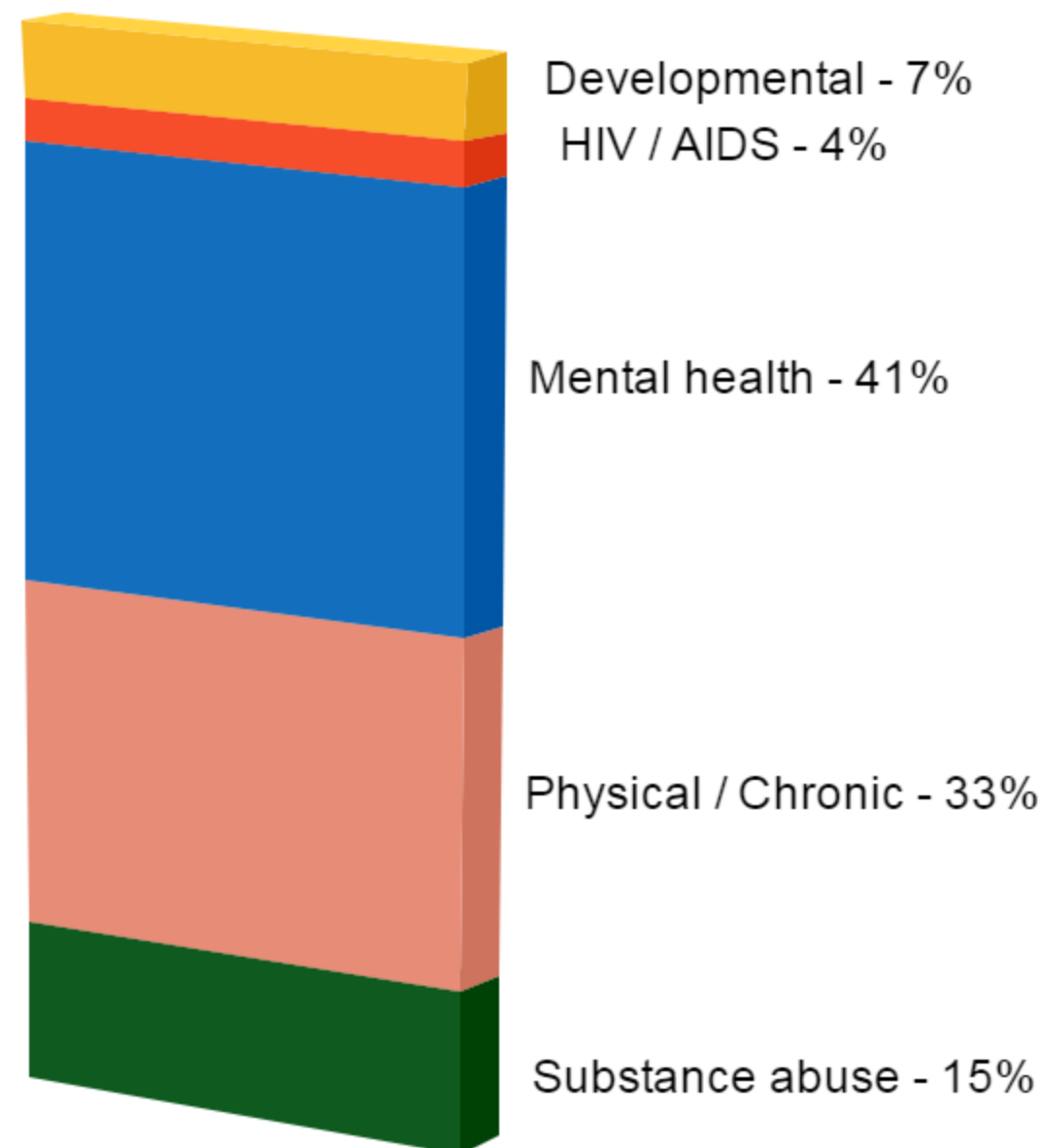
5%

Veterans



Disabling Conditions

52 % of homeless people served reported a disability



Developmental - 7%
HIV / AIDS - 4%

Mental health - 41%

Physical / Chronic - 33%

Substance abuse - 15%



Chronically Homeless

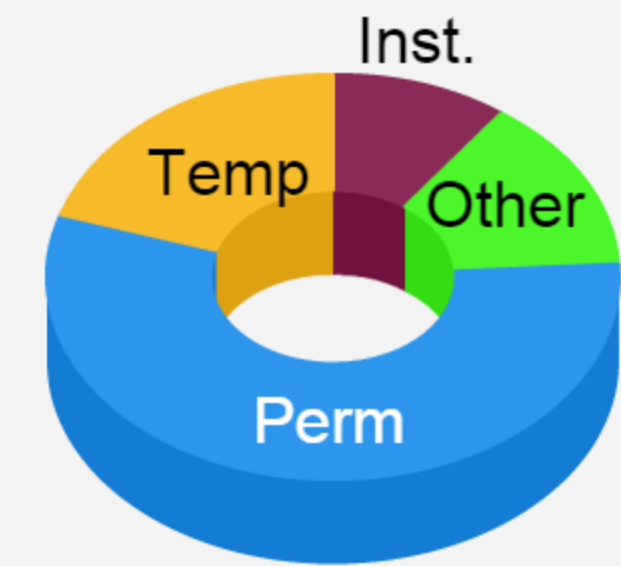
(5%)



in




Discharge Outcomes



10% Institutional
56% Permanent

14% Other
20% Temporary



Data Quality

(Missing/null data **5%** or greater)

Data Element Residential	Missing / Null
Social Security Number	5%
Data Element SSO/Outreach	
Social Security Number	13%
Length of Time on Street, in an Emergency Shelter, or Safe Haven	6%
Extent of Homelessness Questions:	
Number Of Times The Client Has Been Homeless In The Past Three Years	27%

For complete reports and other information, visit caresny.org, and choose "CARES Regional HMIS & Reports" from the HMIS menu!

cares inc.

NY-602 -
Newburgh/Middletown/Orange
County CoC

2nd Quarter, 2015 Fiscal Year