




Demographics

Representing 103 Homeless Persons receiving service as reported in CRHMIS



Homeless Individuals

47% of all Households are comprised of One Person



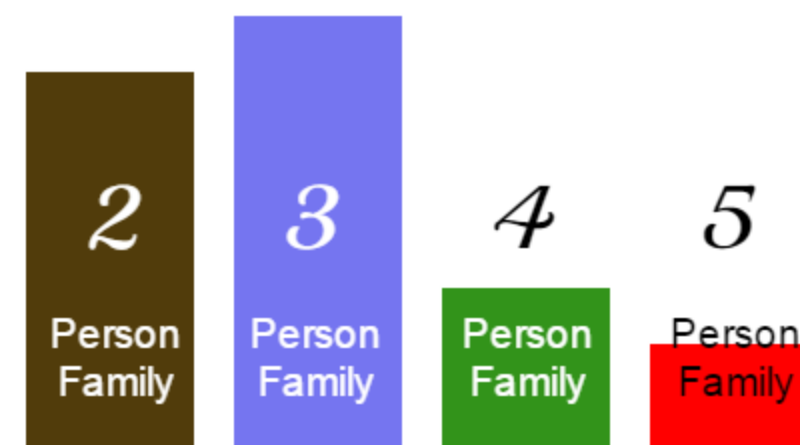
57%

43%



Homeless Families

Household Size



35%

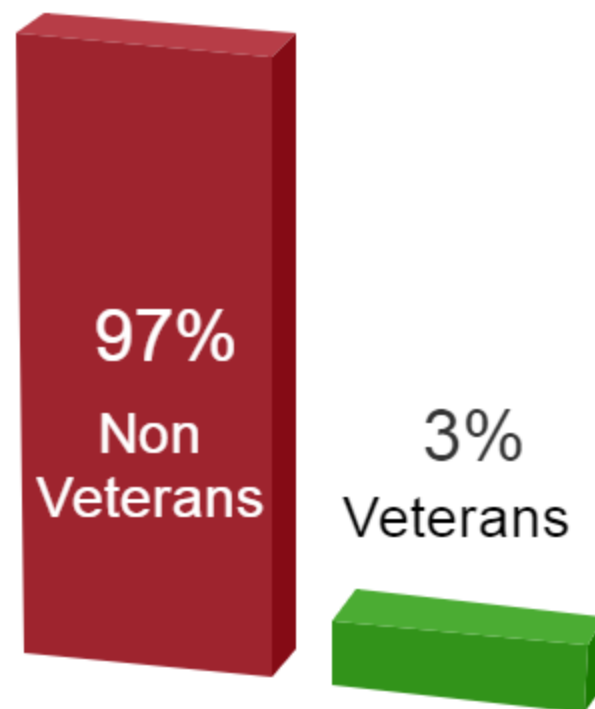
40%

15%

10%



Homeless Veterans



97%

Non Veterans

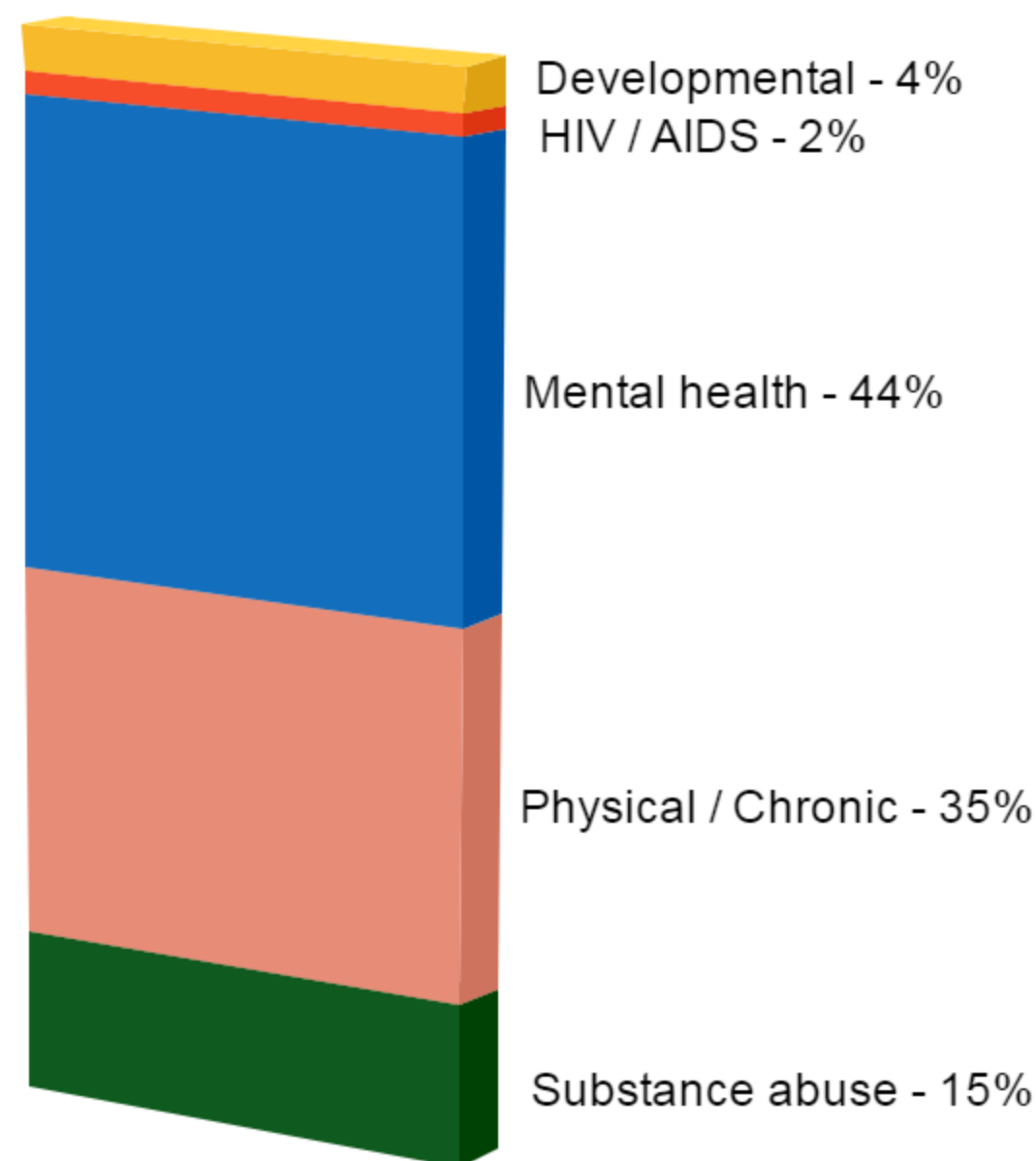
3%

Veterans



Disabling Conditions

39% of homeless people served reported a disability



Developmental - 4%
HIV / AIDS - 2%

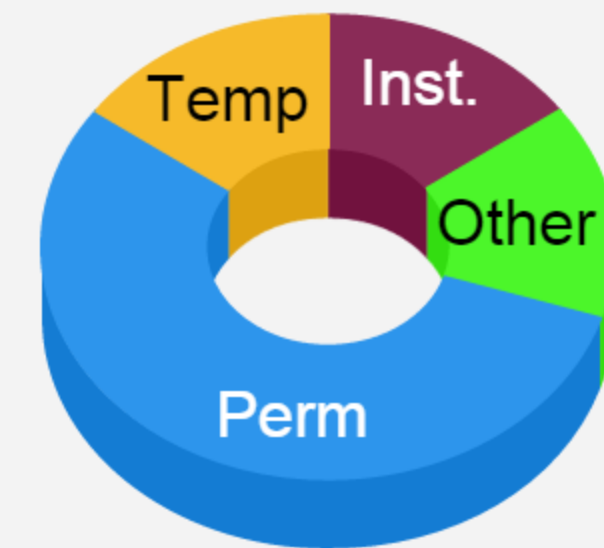
Mental health - 44%

Physical / Chronic - 35%

Substance abuse - 15%



Discharge Outcomes



15% Institutional
55% Permanent

15% Other
15% Temporary



Data Quality

(Missing/null data 5% or greater)

Data Element Residential	Missing / Null
Social Security Number	15%
Veteran Status	8%
Disabling Condition	19%
Length of Time on Street, in an Emergency Shelter, or Safe Haven	10%
Data Element SSO/Outreach	
Race	5%
Ethnicity	13%
Veteran Status	13%
Disabling Condition	19%
Extent of Homelessness Questions:	
Number Of Times The Client Has Been Homeless In The Past Three Years	16%



Chronically Homeless (3%)



in

35

For complete reports and other information, visit caresny.org, and choose "CARES Regional HMIS & Reports" from the HMIS menu!

cares inc.

NY-520 - Franklin County CoC

2nd Quarter, 2015 Fiscal Year