




Demographics

Representing 722 Homeless Persons receiving service as reported in CRHMIS



Homeless Individuals

68% of all Households are comprised of One Person




69%

31%



Homeless Families

Household Size



36%

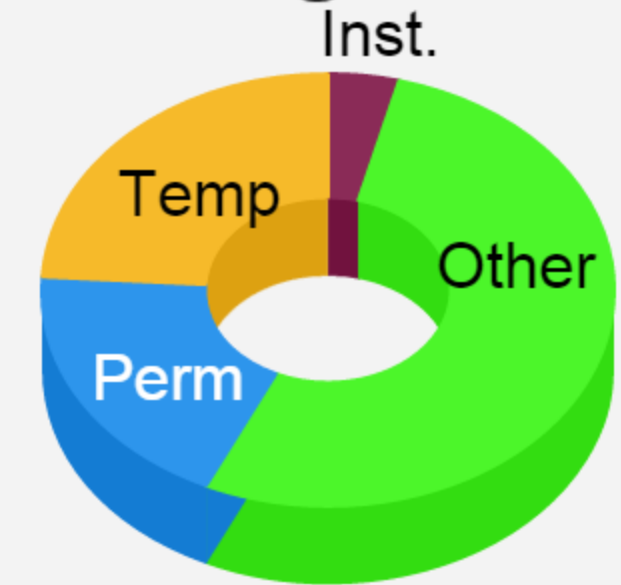
32%

15%

17%



Discharge Outcomes

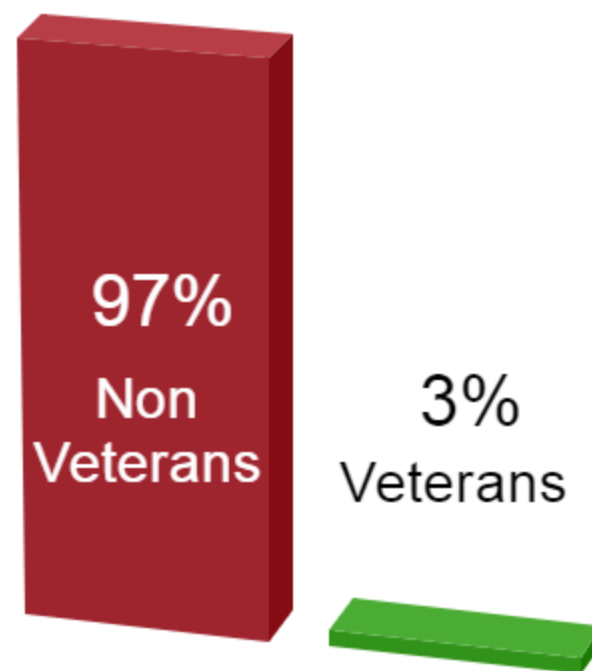


4% Institutional
19% Permanent

53% Other
24% Temporary



Homeless Veterans



97%

Non Veterans

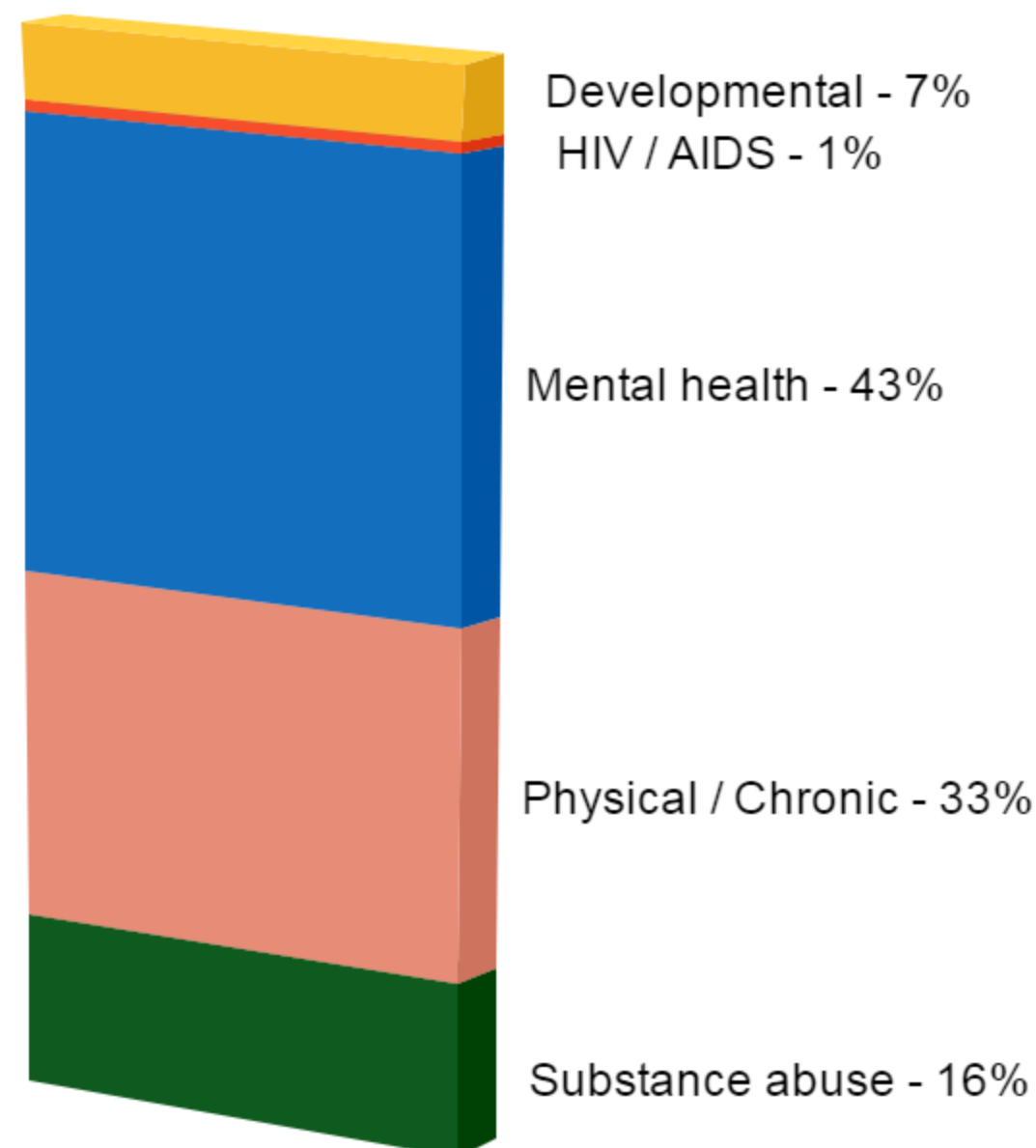
3%

Veterans



Disabling Conditions

56% of homeless people served reported a disability



Developmental - 7%
HIV / AIDS - 1%

Mental health - 43%

Physical / Chronic - 33%

Substance abuse - 16%



Data Quality

(Missing/null data 5% or greater)

Data Element Residential	Missing / Null
Social Security Number	5%
Disabling Condition	8%
Residence Prior to Project Entry	7%
Data Element SSO/Outreach	
Social Security Number	5%
<u>Extent of Homelessness Questions:</u>	
No problems reported	



Chronically Homeless

(9.6%)



For complete reports and other information, visit caresny.org, and choose "CARES Regional HMIS & Reports" from the HMIS menu!

cares inc.

NY-601 -

Poughkeepsie/Dutchess County CoC

2nd Quarter, 2015 Fiscal Year