




# Demographics

Representing 442 Homeless Persons receiving service as reported in CRHMIS



## Homeless Individuals

62% of all Households are comprised of One Person



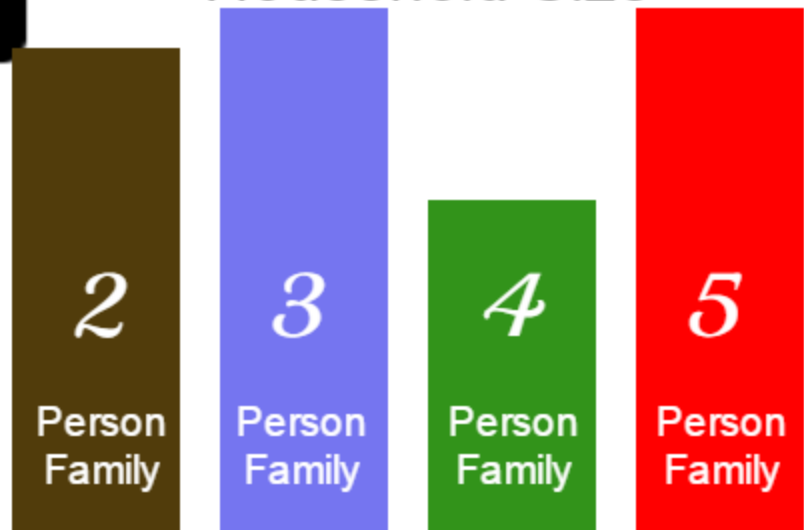
65%

35%



## Homeless Families

Household Size



26%

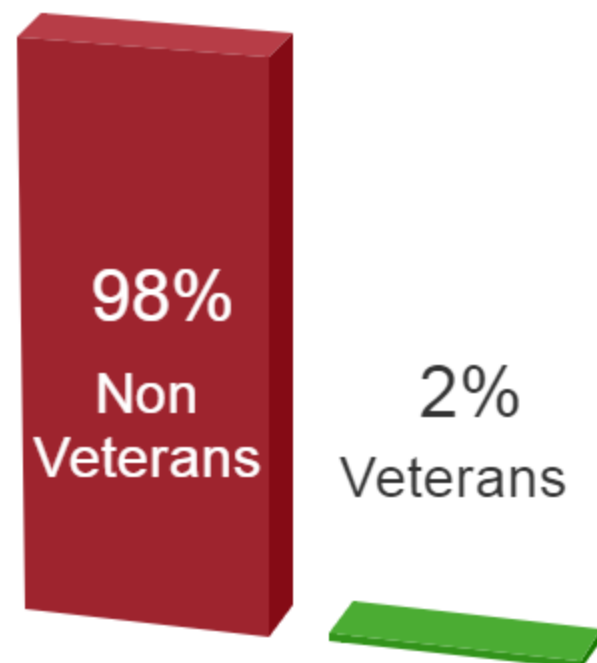
28%

18%

28%



## Homeless Veterans



98%

Non Veterans

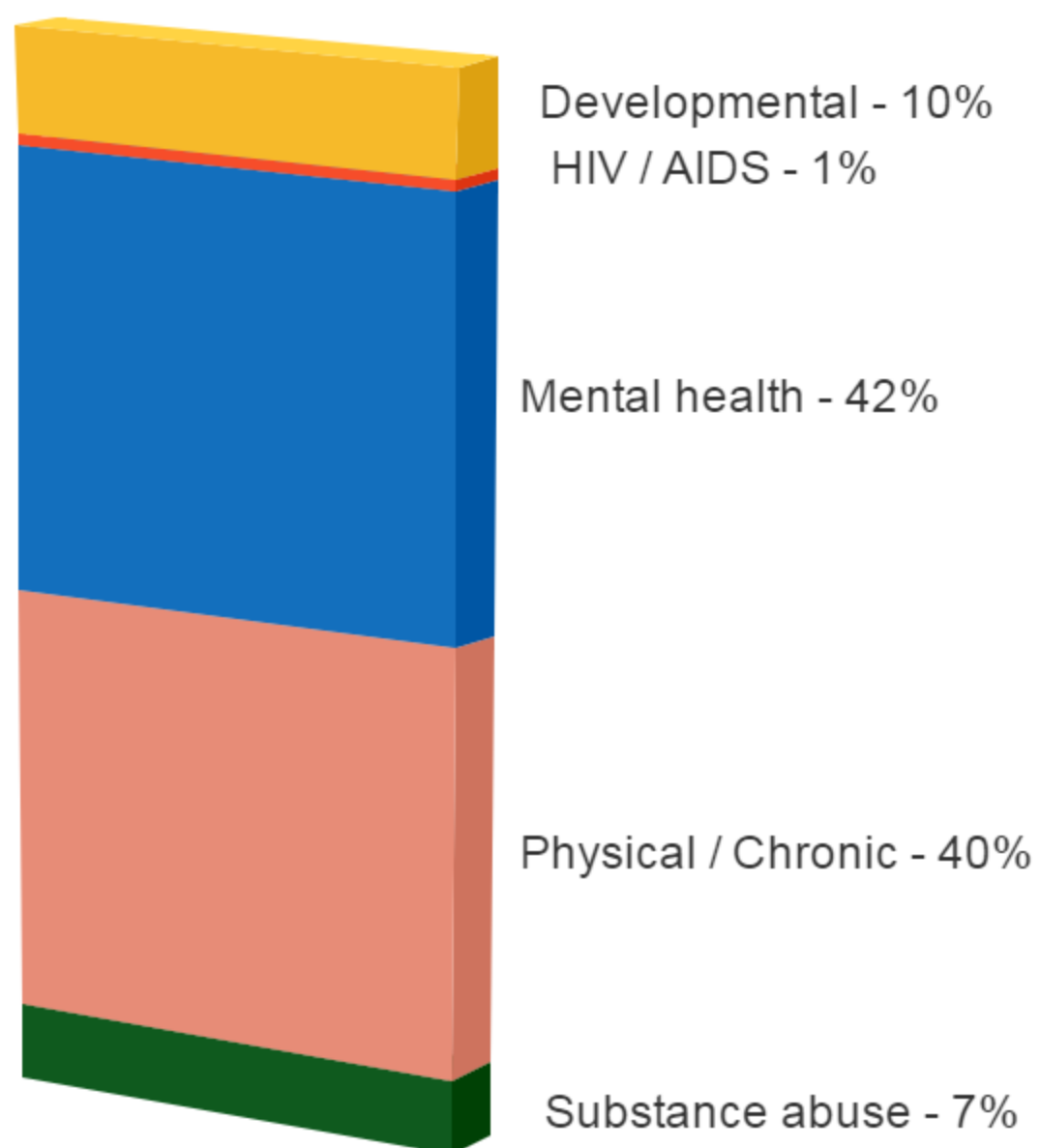
2%

Veterans



## Disabling Conditions

51% of homeless people served reported a disability



Developmental - 10%  
HIV / AIDS - 1%

Mental health - 42%

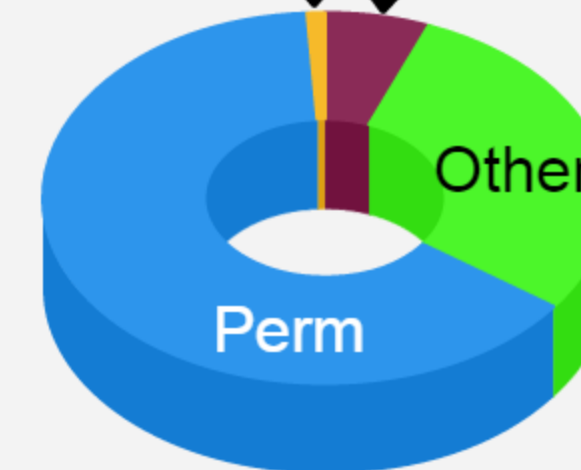
Physical / Chronic - 40%

Substance abuse - 7%



## Discharge Outcomes

Temp Inst.



6% Institutional  
64% Permanent

29% Other  
1% Temporary



## Data Quality

(Missing/null data 5% or greater)

| Data Element Residential   | Missing / Null |
|--|----------------|
| Race   | 7.0%           |
| Ethnicity  | 20.0%          |
| Veteran Status   | 6.0%           |
| Disabling Condition  | 13.0%          |
| Residence Prior to Project Entry                                     | 14.0%          |
| Data Element SSO/Outreach  |                |
| Social Security Number   | 6.0%           |
| Extent of Homelessness Questions:                                    |                |
| Number Of Times The Client Has Been Homeless In The Past Three Years | 8.0%           |



## Chronically Homeless

(5.4%)



in

For complete reports and other information, visit [caresny.org](http://caresny.org), and choose "CARES Regional HMIS & Reports" from the HMIS menu!

# cares inc.

## NY-516 - Clinton County CoC

2nd Quarter, 2015 Fiscal Year