




Demographics

Representing 1,702 Homeless Persons receiving service as reported in CRHMIS



Homeless Individuals

61% of all Households are comprised of One Person




72%

28%



Homeless Families

Household Size



36%

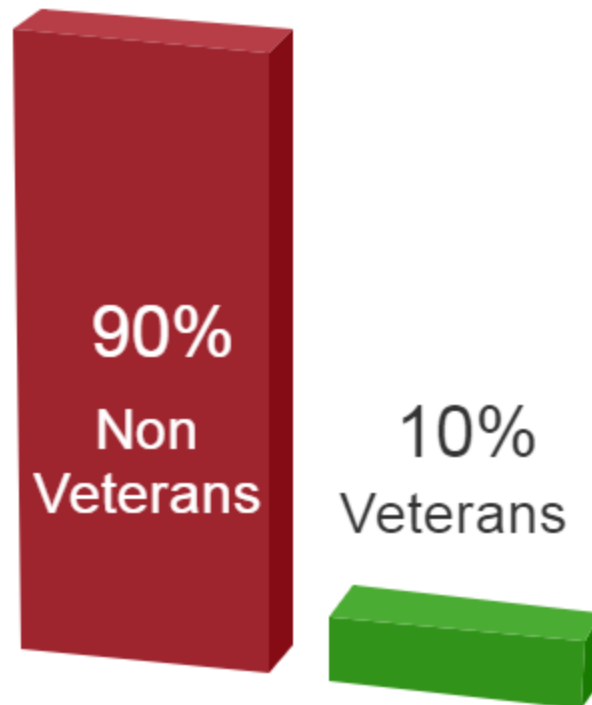
25%

21%

18%



Homeless Veterans



90%

Non Veterans

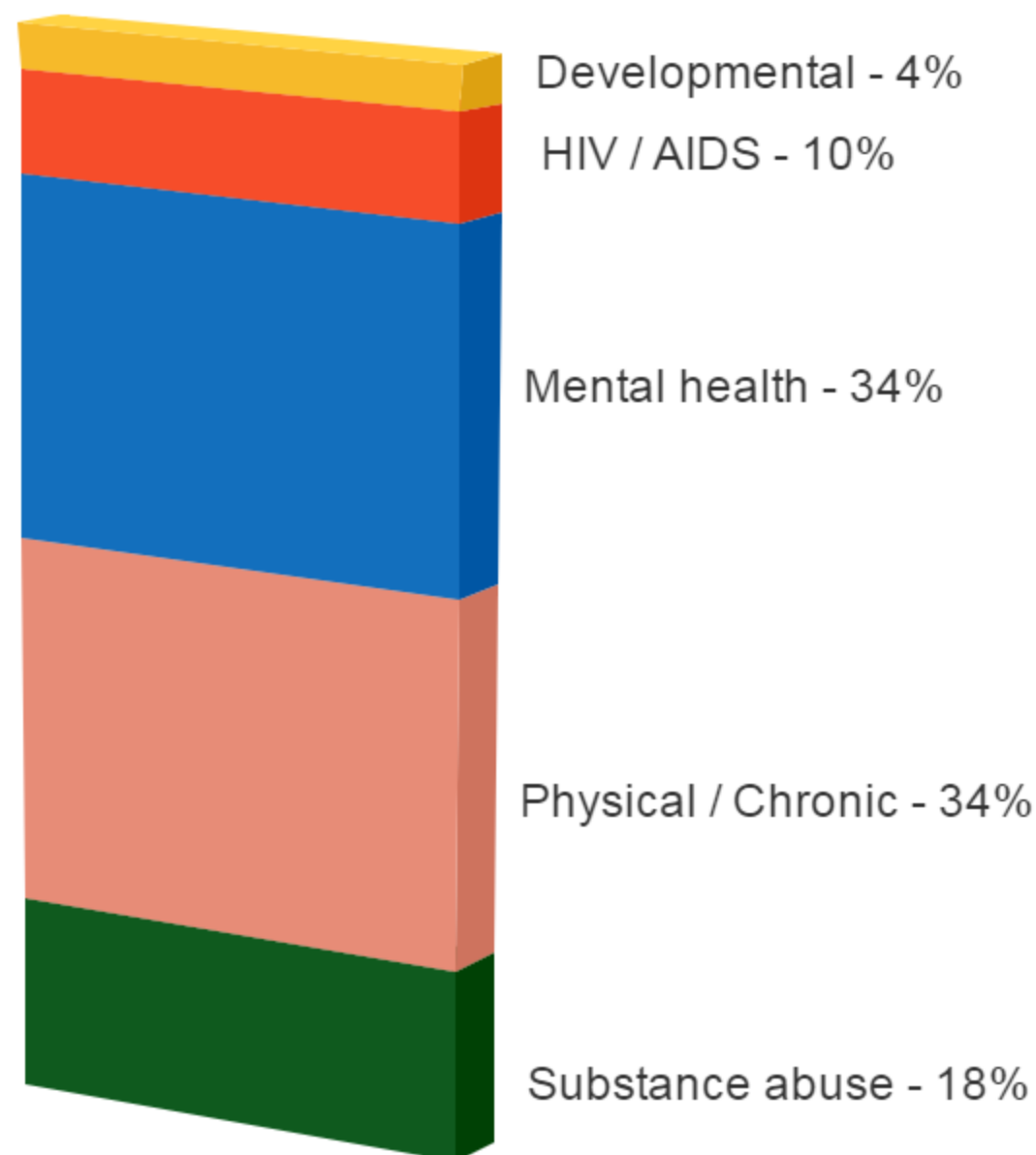
10%

Veterans



Disabling Conditions

55% of homeless people served reported a disability



Developmental - 4%

HIV / AIDS - 10%

Mental health - 34%

Physical / Chronic - 34%

Substance abuse - 18%



Chronically Homeless

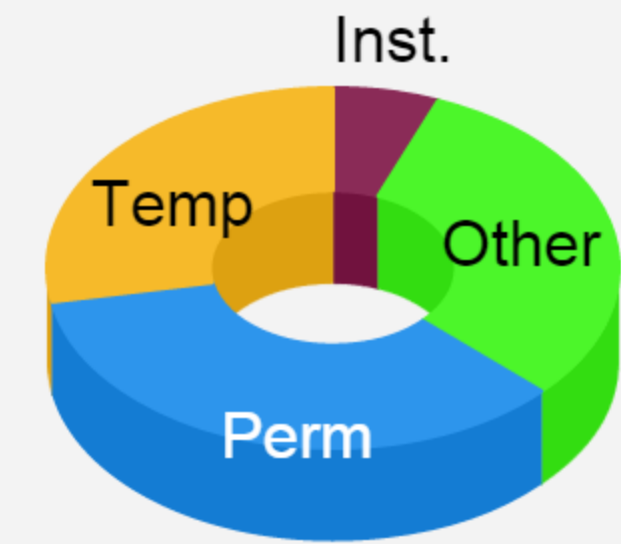
(12%)



in



Discharge Outcomes




6% Institutional

31% Other

35% Permanent

28% Temporary



Data Quality

(Missing/null data 5% or greater)

Data Element Residential	Missing / Null
Social Security Number	7.0%
Data Element SSO/Outreach	
Social Security Number	34.0%
Extent of Homelessness Questions:	
Number Of Times The Client Has Been Homeless In The Past Three Years	10.0%

For complete reports and other information, visit caresny.org, and choose "CARES Regional HMIS & Reports" from the HMIS menu!

cares inc.

NY-503 - Albany City and County CoC

2nd Quarter, 2015 Fiscal Year